



UNIVERSITY
of Prince Edward
ISLAND

OPERATING BUDGET FOR THE 2022-2023 FISCAL YEAR



INDEX

Message from the President and Vice-Chancellor	1
Budget Highlights	3
Budget Assumptions.....	4
Operating Budget – Key Factors	5
Operating Revenues.....	7
Operating Expenditures	13
Budget Financials.....	14
Appendix A	17
Appendix B.....	21
Appendix C.....	22
Appendix D	23



Message from the President and Vice-Chancellor

As the 2021–22 fiscal year concludes, we at the University of Prince Edward Island have much to be thankful for. While the COVID-19 pandemic continues to have an impact on our lives—and indeed the lives of people on a global scale—UPEI has again come through this continually evolving situation well, adjusting quickly and responsibly when necessary to accommodate changes in public health guidance.

While the pandemic continues to cause uncertainty, our enrolment is at an all-time high. As of October 15, 2021, our student population was 5,419, an increase of 5.4 per cent over 2020. UPEI saw increases in the number of students from Prince Edward Island, Atlantic Canada, and other Canadian provinces. Our international student enrolment also continues to break records at 1,591 from 98 countries, an increase of 12 per cent over the previous year.

We have been able to continue our operations, recruit and support students, and move forward with creating new programs that will allow our students to reach their full potential and ultimately contribute to meeting the needs of the society we serve. For example, in the 2021–22 fiscal year, we continued to advance development of our medicine program in collaboration with Memorial University, enhanced programming in Climate Change and Adaptation, and created the Faculty of Indigenous Knowledge, Education, Research, and Applied Studies.

Although creating challenges, the pandemic did not prevent our current capital construction projects from proceeding. The Canadian Centre for Climate Change and Adaptation, UPEI's campus in St. Peter's Bay, was completed in February and is now open to students, faculty, and researchers. The new residence on our main campus is on schedule for completion in time to house athletes for the Canada Winter Games in February 2023. A major upcoming capital project is a facility to house the new Faculty of Medicine and the UPEI Health and Wellness Centre, which will be the first building constructed on the North campus. A multi-phase expansion of the Atlantic Veterinary College's Veterinary Teaching Hospital to accommodate a diagnostic imaging centre is ongoing for 2022–23.

In terms of operations, developing a budget for our new fiscal year is a complex process, made even more challenging by the impact of the pandemic on the broader economy as well as the financial health of the University. While COVID-19-related public health guidance and restrictions have evolved in the past year, we must remain vigilant and nimble so that we can quickly respond to any new developments in a way that serves the best interests of our students, faculty, and staff. In our deliberations, we must consider many factors, including contractual obligations for salary increases, increased costs of utilities and maintenance, and reductions in ancillary services and other forms of revenue over the past two years because of COVID-19, to name only a few.

In terms of revenue, we have experienced an increase in enrolments in 2021–22 by approximately 275 students. Our tuition projections for 2022–23 are budgeted at the 2021–22 level of 5,400 students. The pandemic has been difficult for our students financially, so we have worked very hard to keep tuition increases to a minimum. While the multi-year funding agreement we had with the Government of Prince Edward Island ended in 2020–21, we were grateful to learn from the recent provincial budget address that for the 2022–23 fiscal year, UPEI will receive a two per cent increase and the Atlantic Veterinary College will receive a one per cent increase to core funding. And, with the easing of COVID-19 restrictions, we have budgeted for a partial recovery of ancillary services revenue.

Taking the above factors into consideration, we continue to take a fiscally conservative approach to the budget assumptions that inform our budget for the 2022–23 fiscal year. But despite the challenges we face, we will continue to invest in the people and the facilities necessary for continued growth in enrolment and the programs we offer to our students. One very important investment we have made is to our commitment to Truth and Reconciliation. In this budget, we have dedicated \$1M to Indigenous support/activity, which will support related programming in the new Faculty of Indigenous Knowledge, Education, Research, and Applied Studies; Student Services; and the VP Academic Research Office.



Message from the President and Vice-Chancellor

Above all, we remain committed to our mission of delivering outstanding education, conducting important research, and contributing to our community in transformative ways. I thank all our faculty and staff for their dedication and hard work, and our students for choosing UPEI, and I applaud the entire UPEI community for their resiliency and dedication to our University.

On behalf of the University of Prince Edward Island, I am pleased to present a balanced annual operating budget for the 2022–23 fiscal year—one that will position the University for full recovery and future growth.

Regards,

Greg Keefe, DVM, MSc, MBA

President and Vice-Chancellor (Interim)



Budget Highlights

Introduction

The University of Prince Edward Island, founded on the tradition of liberal education, exists to encourage and assist people to acquire the skills, knowledge, and understanding necessary for critical and creative thinking, and thus prepare them to contribute to their own betterment and that of society through the development of their full potential. To accomplish these ends, the University is a community of scholars whose primary tasks are to teach and to learn, to engage in scholarship and research, and to offer service for the benefit of our Island and beyond. The 2022-23 UPEI operating budget was developed to support these goals.



When building the 2021-22 budget, the University was challenged with lost revenues in Ancillary and Sales budgets as a result of the significant financial impacts of COVID-19. While there is still conservatism for these areas in the 2022-23 budget, the Ancillary and Sales budgets reflect increased revenues and expenses as lockdown restrictions are eased.

In January 2020, the Atlantic Veterinary College (AVC) began a pilot project with the island veterinary community to provide emergency veterinary services on evenings and weekends. This service has been successful in providing additional sales revenue to support the AVC budget. The enhanced emergency veterinary services pilot project is now included in this annual budget.



Budget Assumptions

The 2022-23 Budget, as presented, is a balanced budget of revenues and expenses, derived from the following assumptions:

The Government of PEI will increase its unrestricted operating grant to the University (excluding the Atlantic Veterinary College) by 2% (\$721,000).

The four Atlantic Provinces will increase the unrestricted operating grant to the AVC by 1% (\$211,000).

Other restricted and targeted grants will be adjusted as per individual agreements with the funders. Details are provided in Chart 4C.

Tuition and fees will increase as recommended in this budget (Appendix A). Post-graduate tuition budgets are adjusted on a program-by-program basis.

An increase has been budgeted for undergraduate enrolment revenues to reflect the growth in enrolments in 2022-23.

Salary and benefits budgets are based upon projected salary costs, step increments and benefit costs.



Operating Budget – Key Factors

The University Operating Budget is the primary tool used for financial planning and funding operating expenditures of the University of Prince Edward Island. It is developed to support the strategic goals of the University.

The 2022-23 operating budget presents the financial plan to fund the University faculties, academic support, administration, property and maintenance, student services and ancillary enterprises. During the annual budget development, the next fiscal year is the main area of focus, however, the long-term sustainability of the financial plan is always considered in decision making.

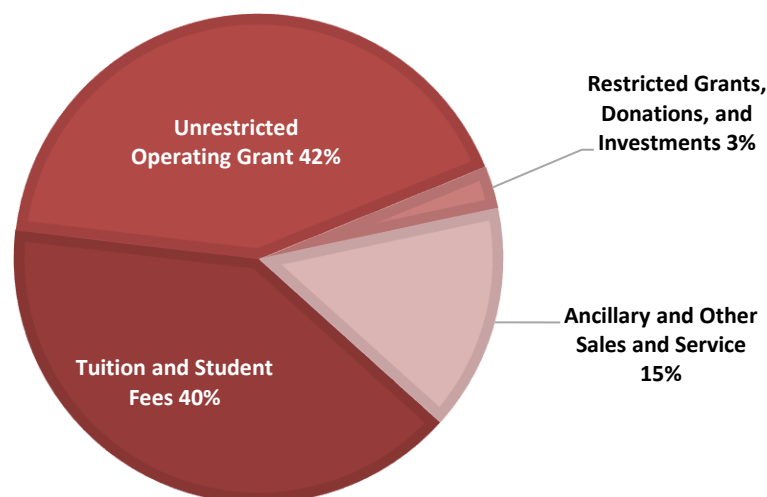


Revenues

The University develops its annual operating budget through a process of reviewing anticipated cost drivers, enrolments, current and future growth opportunities, and other key revenue inputs. Tuition and operating grants are the two main sources of revenue for the University's operations.

Chart 3A – UPEI Operating Revenue Budget 2022-23

UPEI Operating Revenues - \$139 million 2022-23



Revenues (Continued)

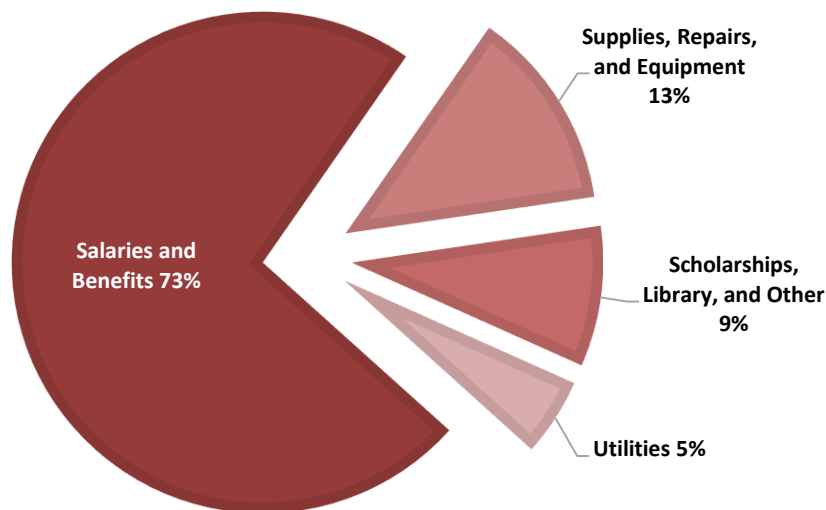
The University receives annual operating grant funding from the Province of PEI to support its general operations. In addition to the general operating grant, the University has a separate ten-year interprovincial funding agreement for the Atlantic Veterinary College (AVC) that expires in 2024. As a result of this special funding arrangement, the AVC operates with a separate operating budget (Appendix B).



Expenses

Chart 3B – UPEI Operating Expense Budget 2022-23

UPEI Operating Expenditures - \$139 million 2022-23



The key to any university operation is the talented faculty and staff that support the goals of the institution. As a result, a large portion of the operating budget (73%) is dedicated to salaries and benefits. Other major expenditures include utilities, departmental supplies, scholarships, equipment and debt financing, and library materials.



Operating Revenues

Provincial Operating Grants

In addition to the general operating grant, the Province of PEI provides restricted operating grants for specific programs. The Provinces of Nova Scotia, New Brunswick and Newfoundland and Labrador provide grants to the Government of PEI to fund the Atlantic Veterinary College under a four-party funding agreement (Chart 4B). In 2022-23, the AVC will be operating in its ninth year of a 10-year funding agreement with the four Atlantic Provinces. This agreement guarantees a 1% funding increase per annum in the general operating grant, plus allows for additional funding if certain Key Performance Indicators (KPIs) are met. For 2022-23, the AVC will receive a 1% increase in its operating grant based on the 2020-21 KPI calculations.



Chart 4A – Unrestricted Annual Operating Grants

Rounded (000's)

Fiscal Year	General	Veterinary Medicine	Total
2020-21	\$35,338,000	\$20,882,000	\$56,220,000
2021-22	\$36,045,000	\$21,091,000	\$57,136,000
2022-23	\$36,765,000	\$21,302,000	\$58,067,000

Chart 4B – Veterinary Medicine Operating Grant by Province

Rounded (000's)

Province	Alterations and Renovations	Research	Subtotal Restricted	Unrestricted	Total
Prince Edward Island	\$358,000	\$815,000	\$1,173,000	\$7,986,000	\$9,159,000
Nova Scotia	\$125,000	\$0	\$125,000	\$6,658,000	\$6,783,000
New Brunswick	\$101,000	\$0	\$101,000	\$5,410,000	\$5,511,000
Newfoundland and Labrador	\$16,000	\$0	\$16,000	\$1,248,000	\$1,264,000
Total	\$600,000	\$815,000	\$1,415,000	\$21,302,000	\$22,717,000



Provincial Operating Grants (Continued)

The University receives restricted operating grants for equipment and renovations that are part of its regular operations. UPEI also receives targeted multi-year funding from both the Federal and Provincial governments.

Chart 4C – UPEI Restricted Operating Grants
Rounded (000's)

	2021-22	2022-23
Alterations, renovations, and equipment support	\$1,265,000	\$1,265,000
AVC - Research	\$815,000	\$815,000
B.Ed. – français langue seconde	\$389,000	\$380,000
Mental health support	\$129,000	\$271,000
Doctor of Psychology	\$290,000	\$290,000
Paramedicine	\$150,000	\$150,000
Total Restricted Operating Grants	\$3,038,000	\$3,171,000

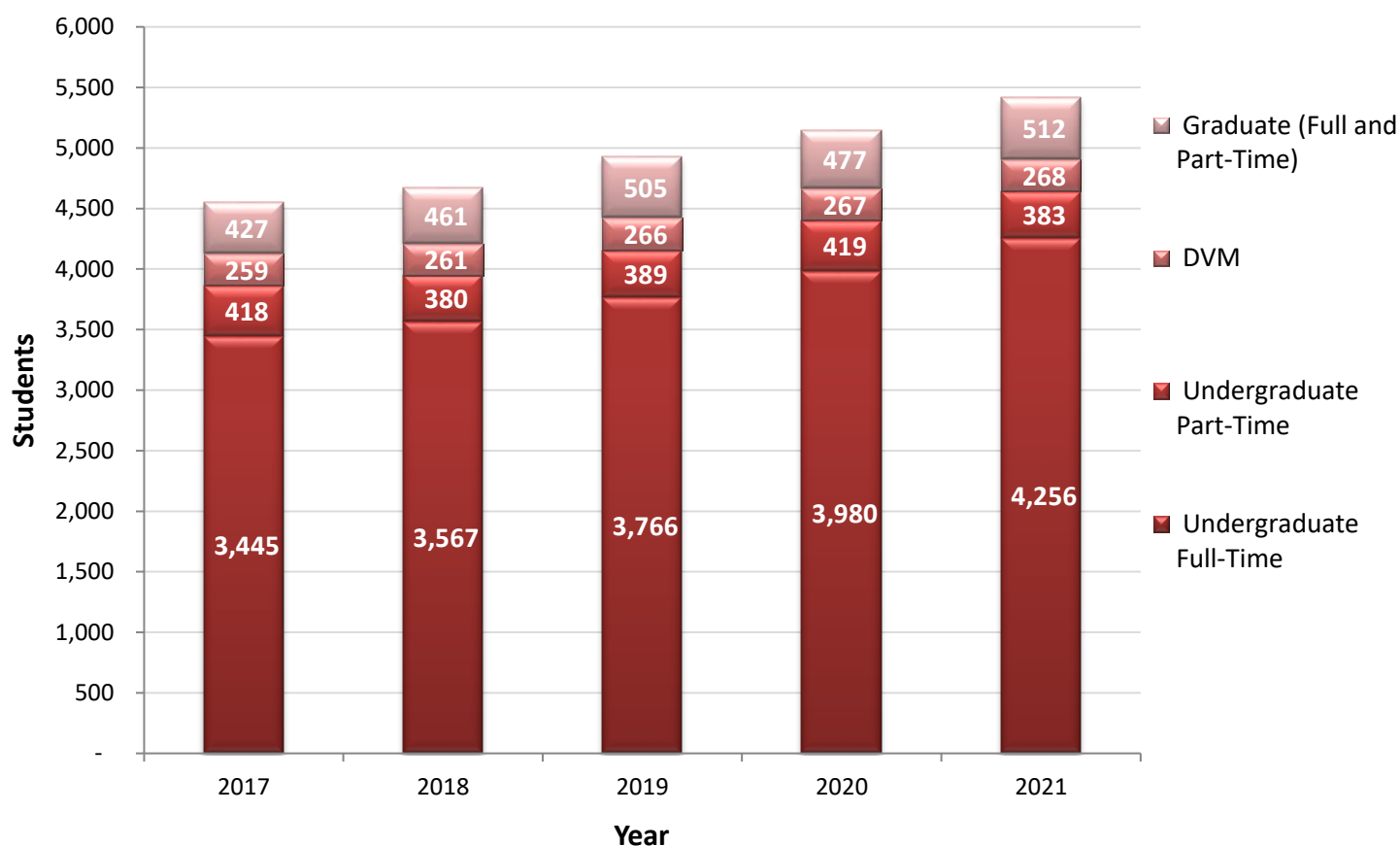


Enrolment

During the last two years, the global pandemic has affected universities around the world. Despite the challenges of switching between in-person and on-line learning, UPEI has been successful in maintaining and growing its enrolments (Chart 5).

Chart 5 – Enrolment History 2017-2021

UPEI Enrolments October 1st Official Count



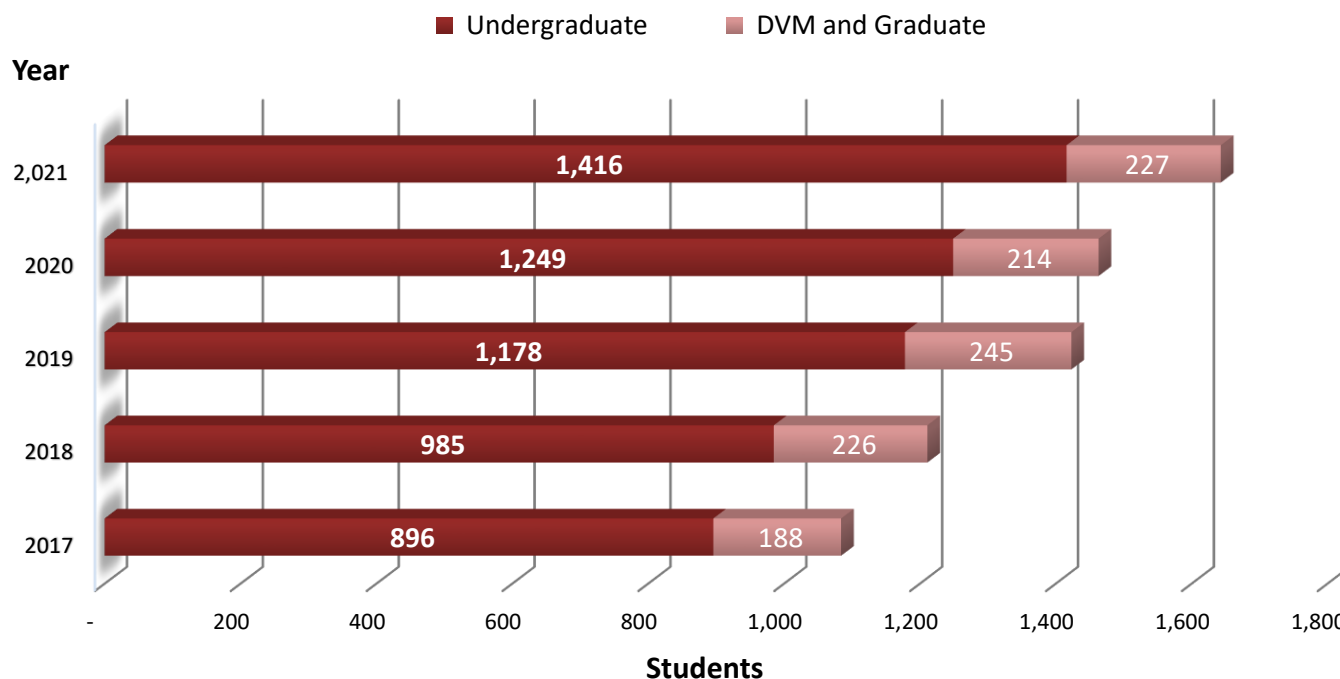
International Enrolment

UPEI has experienced significant growth in its international student population over the last several years. While the COVID-19 pandemic created unprecedented challenges for the international community in the 2021-22 academic year, the international student population continued to grow with many students learning from their home countries.



Chart 6 – International Enrolment History 2017-2021

International Enrolment October 1st Official Count



Tuition and Fees

Tuition and fee revenues are an important part of UPEI's plan to balance the operating budget. They represent approximately 40% of the operating revenues each year. When increasing tuition rates, consideration is given to both the need for additional revenues along with the need to provide affordable tuition for students. UPEI continues to meet this need with moderate increases in most programs, while still being able to provide one of the lowest undergraduate tuition rates in the Maritime Provinces in 2021-22.

This budget includes the following increases:

- Undergraduate tuition increase: 2% or \$12 per course
- International fee increase: 2% or \$16 per course
- Graduate tuition increase: 2% per program, amounts vary
- DVM tuition increase: 2% per program



Other Revenue

Ancillary Enterprises

Ancillary Enterprises are a value-added resource to the University. In general, they provide services to students and to others that are an integral part of university life. In the 2021-22 budget, a significant revenue reduction in Conference Services and Residences was seen as a result of the global pandemic. In planning for 2022-23, consideration was given to the anticipated easing of provincial and federal health restrictions, resulting in budgeted increases for partial recovery of these revenues (Appendix C).

Sales and Services

The University generates sales revenues as a fundamental part of its operations. Significant sources of sales revenue are generated by the Veterinary Teaching Hospital, Diagnostics Services, and Animal Resources located at the Atlantic Veterinary College. These revenues are used to help support the teaching mission of this faculty. Over the last few years, the Veterinary Teaching Hospital implemented a successful pilot project to expand its emergency services. The budget related to the expanded services has now been operationalized and added to the 2022-23 budget plan.



Operating Expenditures

The University operating expenditures capture the costs relating to all faculties and service units within the University.

Salaries and Benefits

- Salaries and benefits are the largest component of the UPEI expenditure budget. The budget planning process includes estimating for career progression increments, cost of living allowances, and increasing benefit costs. As salaries and benefits amount to 73% of all operating expenditures, this is a key area of focus in the budget development process.
- The University and the Unions currently have labour agreements that will expire in 2022.

Supplies and Other Expenditures

- The University uses supplies in many areas of its operations. The most significant areas of expenditure are in support of the revenue generating units, such as Ancillary Enterprises and the Veterinary Teaching Hospital. Supplies are also used to support the academic and administrative units of the University. Other expenditures include but are not limited to scholarships, travel, and research support. These expenditures are all in support of the academic mission of the University.

Repairs and Maintenance

- The University receives targeted funding to support a portion of the annual repairs and maintenance costs for the campus, however, deferred maintenance costs of an aging infrastructure continue to put pressure on the University operating budget. The University is seeking opportunities with both our federal and provincial counterparts to find opportunities to address these issues and focus on sustainable solutions.

Equipment, Debt Financing, and Internal Financing

- The majority of the University's external debt is funded by separate capital grants from the Government of PEI. Exceptions to this include the residence construction and renovation debt, which is funded by residence operating revenues, and debt related to the AVC expansion.
- In addition to residence and AVC long-term debt, the operating budget includes capital expenditures for equipment and equipment financing.

Utilities

- Utilities are significant expenditures to plan for, as they represent approximately 5% of the annual operating budget. The Facilities Management division follows the University Sustainability Policy to control temperature settings for heating and cooling both on a seasonal basis, as well as during lower occupancy times. Buildings are continually assessed to highlight future energy savings opportunities.



Budget Financials

University of Prince Edward Island 2022-2023 Operating Budget

		2021-22	2022-23	Increase/ Decrease
Gross Operating Revenues:				
Tuition and Student Fees	Schedule 1	\$52,452,507	\$56,189,681	\$3,737,174
Unrestricted Operating Grant	Chart 4A	57,135,619	58,067,422	931,803
Restricted Operating Grants	Chart 4C	3,038,012	3,170,812	132,800
Ancillary Sales	Schedule 2	5,994,807	6,914,065	919,258
Sales and Service	Schedule 3	12,901,197	13,821,656	920,459
Donations and Investment Income		676,517	667,517	-9,000
Total Operating Revenues		\$132,198,659	\$138,831,153	\$6,632,494
Expenditures:				
Salaries and Benefits	Schedule 4	\$96,921,691	\$101,615,073	\$4,693,382
Supplies		9,132,670	9,354,018	221,348
Equipment and Financing	Schedule 5	4,884,663	4,985,736	101,073
Library Books and Periodicals		1,535,389	1,634,946	99,557
Externally Contracted Services and Memberships		2,951,771	3,423,756	471,985
Professional Development and Training		694,786	694,936	150
Repairs and Maintenance		3,055,656	3,171,656	116,000
Scholarships		2,478,003	2,949,293	471,290
Software and Licenses		1,126,612	1,342,212	215,600
Travel		811,869	816,517	4,648
Utilities		6,798,676	6,812,457	13,781
Other	Schedule 6	1,806,873	2,030,553	223,680
Total Operating Expenditures		\$132,198,659	\$138,831,153	\$6,632,494
Net Operating Balance		\$0	\$0	\$0



Budget Schedules

University of Prince Edward Island 2022-2023 Operating Budget

Schedule 1	2021-22	2022-23	Increase/ Decrease
Tuition and Student Fees:			
Undergraduate Programs	\$28,701,785	\$30,676,418	\$1,974,633
Post-graduate Programs	2,783,755	2,806,219	22,464
International Fee	15,523,183	17,078,260	1,555,077
Non-credit Programs	1,986,384	1,986,384	0
Other Tuition and Fees	3,457,400	3,642,400	185,000
Total Tuition and Student Fees	\$52,452,507	\$56,189,681	\$3,737,174

Schedule 2	2021-22	2022-23	Increase/ Decrease
Ancillary Sales:			
Residences and Conference Services	\$4,468,307	\$5,350,565	\$882,258
Bookstore	1,257,500	1,294,500	37,000
Parking	269,000	269,000	0
Total Ancillary Sales	\$5,994,807	\$6,914,065	\$919,258

Schedule 3	2021-22	2022-23	Increase/ Decrease
Sales and Service:			
Veterinary Teaching Hospital	\$5,962,313	\$6,823,991	\$861,678
Diagnostic Services	2,973,348	3,013,531	40,183
Athletics and Recreation	623,300	623,300	0
Other Sales and Services and Recoveries	3,342,236	3,360,834	18,598
Total Sales and Service	\$12,901,197	\$13,821,656	\$920,459



Budget Schedules (Continued)

University of Prince Edward Island 2022-2023 Operating Budget

Schedule 4	2021-22	2022-23	Increase/ Decrease
Salaries and Benefits:			
Full-time and Part-time Teaching	\$40,230,638	\$41,510,388	\$1,279,750
Staff	37,749,411	40,013,518	2,264,107
Students	1,747,650	2,128,225	380,575
Benefits	17,193,992	17,962,942	768,950
Total Salaries and Benefits	\$96,921,691	\$101,615,073	\$4,693,382

Schedule 5	2021-22	2022-23	Increase/ Decrease
Equipment and Financing:			
Equipment and Equipment Financing	\$3,363,361	\$3,476,731	\$113,370
Debt Financing	1,521,302	1,509,005	-12,297
Total Equipment and Financing	\$4,884,663	\$4,985,736	\$101,073

Schedule 6	2021-22	2022-23	Increase/ Decrease
Other Expenditures:			
Advertising	\$271,073	\$269,473	-\$1,600
Bad Debts and Banking Fees	338,900	349,100	10,200
Equipment and Facility Rental	346,831	363,741	16,910
Insurance and Property Tax	399,376	594,376	195,000
Hospitality	131,570	134,740	3,170
Research Support	319,123	319,123	0
Total Other Expenditures	\$1,806,873	\$2,030,553	\$223,680



Appendix A

2022-2023 Tuition Rates and Fees (Increase Effective Fall Semester)

Undergraduate Tuition Fees - All Programs		2021-22	2022-23	Change
Credit Tuition	3 Semester Hours	\$645	\$657	\$12
Non-credit (Audit)	3 Semester Hours	\$411	\$420	\$9
International Tuition Fees	Undergraduate International Tuition Fee Full-time Student (Academic Year) Excluding DVM	\$7,548	\$7,704	\$156
	Undergraduate International Tuition Fee Part-time Student (Per Course)	\$754	\$770	\$16
Other Tuition	Student Success Fee	\$524	\$534	\$10
	Course Based PLAR	\$324	\$330	\$6
	Program Based PLAR	\$646	\$658	\$12
	Dietetic Internship	\$2,020	\$2,062	\$42

Undergraduate Other Fees by Program		2021-22	2022-23	Change
Other Fees	Laboratory Fee (Per Course)	\$75	\$75	\$0
Arts	Music Instruction Fee (Per Course)	\$500	\$500	\$0
	Salamanca Program Fee	\$100	\$100	\$0
Business	Co-op Program Acceptance Fee	\$778	\$778	\$0
Education	Professional Fee	\$750	\$750	\$0
Engineering	Professional Fee	\$1,000	\$1,000	\$0
Nursing	Professional Fee – 4-Year Program	\$500	\$500	\$0
	Professional Fee – Accelerated Program	\$1,000	\$1,000	\$0
	Canadian Nursing Student Association Fee	\$11	\$11	\$0
Science	Co-op Program Acceptance Fee (Computer Science, Physics)	\$778	\$778	\$0
	Computer Science – Post-Baccalaureate Program Fee	\$2,500	\$2,500	\$0

Doctor of Veterinary Medicine		2021-22	2022-23	Change
Credit Tuition	Canadian	\$13,796	\$14,072	\$276
	International	\$69,186	\$70,570	\$1,384
Other Fees	DVM Professional Fee	\$300	\$300	\$0
	SCVMA Fee	\$5	\$5	\$0
	SAVMA Fee	\$17	\$17	\$0



Appendix A – (Continued)

	Master's Program Tuition	2021-22	2022-23	Change
Master of Engineering, Nursing, Science and Veterinary Science	Program Fee (6 Installments)	\$8,688	\$8,862	\$174
	Per Course	\$868	\$885	\$17
Master of Arts	Master of Arts in Island Studies - Per Course	\$1,216	\$1,240	\$24
	Thesis	\$4,866	\$4,962	\$96
Multi-Disciplinary	Master of Applied Health Research – Program Fee (6 Installments)	\$13,518	\$13,788	\$270
Master of Education	Per Course	\$984	\$1,002	\$18
	Thesis	\$3,936	\$4,008	\$72
Master of Business	Per Course	\$1,473	\$1,502	\$29
Executive Master of Business	Per Course	\$2,706	\$2,760	\$54
	Capstone Course	\$5,412	\$5,520	\$108
All Masters Programs	Per Course – Non-Credit (Audit)	\$587	\$599	\$12
	International Tuition Fee Full-time Student for Installment Based Programs	\$7,548	\$7,704	\$156
	International Tuition Fee - Course Based Programs (Per Course)	\$754	\$770	\$16

	PhD and Doctoral Tuition	2021-22	2022-23	Change
PhD Science, Veterinary Science, Education and Engineering	Program Fee (9 Installments)	\$13,023	\$13,284	\$261
Doctoral Clinical Psychology	Program Fee (12 Installments)	\$33,792	\$34,464	\$672
All PhD Programs	International Tuition Fee Full-time Student for Installment Based Programs	\$7,548	\$7,704	\$156
	International Tuition Fee - Course Based Programs (Per Course)	\$754	\$770	\$16

	Graduate Fees by Program	2021-22	2022-23	Change
All Programs	Maintenance of Status Fee – All Masters & PhD Programs	\$501	\$501	\$0



Appendix A – (Continued)

	Other Program and Course Fees	2021-22	2022-23	Change
Other Program and Course Fees	Fitness and Administration Fee - Full-time	\$266	\$266	\$0
	Administration Fee - Part-time (Per Course)	\$10	\$10	\$0
	Technology Fee - Full-time	\$50	\$50	\$0
	Technology Fee - Part-time (Per Course)	\$5	\$5	\$0
	Library Resources Fee - Full-time	\$50	\$50	\$0
	Library Resources Fee - Part-time (Per Course)	\$5	\$5	\$0
	Challenge Examination	\$323	\$329	\$6
	Evaluation of Special Credits	\$323	\$329	\$6
	Transcript:			
	Additional Charge if by Registered Mail	\$5	\$5	\$0
	Additional Charge if "Rush" Service Required	\$10	\$10	\$0
Application Fees	DVM	\$75	\$75	\$0
	All Other Programs	\$50	\$50	\$0
Miscellaneous Fees	SAVS Laundry Fees – DVM	\$50	\$50	\$0
	Late Payment Fees (Fees and Balance, If Applicable, Not Paid In Full)			
	Fall and Winter Semesters			
	Full-time	\$60	\$60	\$0
	Part-time	\$30	\$30	\$0
	Summer Sessions			
	After Last Day For Advance Registration	\$25	\$25	\$0
	NSF Returned Cheque Administration Fee	\$20	\$20	\$0
	Reinstatement Fee (After Cancellation of Registration)			
	Full-time Students	\$50	\$50	\$0
	Part-time Students	\$25	\$25	\$0
Tuition Deposits (Non-refundable)	All Undergraduate and Graduate Programs (Except As Noted Below) For First Year Students Only	\$250	\$250	\$0
	DVM	\$1,000	\$1,000	\$0
	Master of Education	\$1,000	\$1,000	\$0
	Executive Master of Business	\$1,000	\$1,000	\$0
	Master of Business	\$1,000	\$1,000	\$0



Appendix A – (Continued)

	Residences Rates (Academic Year)	2021-22	2022-23	Change
Room	Bernadine Hall			
	Double	\$5,214	\$5,292	\$78
	Single	\$6,662	\$6,762	\$100
	Andrew Hall			
	1 Bedroom Suite	\$7,370	\$7,480	\$110
	2 or 3 Bedroom Suite	\$7,014	\$7,120	\$106
	Blanchard Hall	\$6,848	\$6,950	\$102
Meal Services	Unlimited Access Residential Plans			
	7 Day Meal Plan (includes \$100 retail cash per term)	\$5,054	\$5,337	\$283
	5 Day Meal Plan (includes \$100 retail cash per term)	\$4,862	\$5,134	\$272
Other	Security Deposit	\$300	\$300	\$0



Appendix B

University of Prince Edward Island 2022-2023 Operating Budget Atlantic Veterinary College

		2021-22	2022-23	Increase/ Decrease
Gross Operating Revenues:				
Tuition and Student Fees		\$9,664,123	\$9,854,297	\$190,174
Unrestricted Operating Grant	Chart 4B	21,091,019	21,301,930	210,911
Restricted Operating Grants	Chart 4B	1,415,332	1,415,332	0
Sales and Service		10,257,483	11,180,508	923,025
Donations and Investment Income		200,517	191,517	-9,000
Total Operating Revenues		\$42,628,474	\$43,943,584	\$1,315,110
Expenditures:				
Salaries and Benefits		\$31,125,453	\$32,484,497	\$1,359,044
Supplies		3,762,770	3,755,949	-6,821
Equipment and Financing		1,153,891	1,141,917	-11,974
Library Books and Periodicals		517,160	523,285	6,125
Externally Contracted Services and Memberships		1,108,715	1,207,531	98,816
Professional Development and Training		215,015	211,889	-3,126
Repairs and Maintenance		995,355	995,355	0
Scholarships		7,800	9,300	1,500
Software and Licenses		334,022	391,545	57,523
Travel		153,384	154,384	1,000
Utilities		2,703,050	2,499,615	-203,435
Other		551,859	568,317	16,458
Total Operating Expenditures		\$42,628,474	\$43,943,584	\$1,315,110
Net Operating Balance		\$0	\$0	\$0

Note: Certain budget lines in the 2021-22 budget have been reclassified to reflect new reporting groupings as a result of a new financial reporting model.



Appendix C

University of Prince Edward Island 2022-2023 Operating Budget Ancillary Enterprises

	Residence Services*	Bookstore	Parking	Total
Gross Operating Revenues:				
Sales	\$5,350,565	\$1,294,500	\$269,000	\$6,914,065
Total Revenue	\$5,350,565	\$1,294,500	\$269,000	\$6,914,065
Expenditures:				
Salaries and Benefits	\$1,249,818	\$265,441	\$20,440	\$1,535,699
Supplies	1,678,952	855,400	3,500	2,537,852
Equipment and Financing	1,270,572	2,000	0	1,272,572
Professional Development and Training	15,000	0	0	15,000
Repairs and Maintenance	210,500	6,000	66,335	282,835
Travel	15,500	0	0	15,500
Utilities	791,163	35,000	0	826,163
Other	93,300	61,100	1,200	155,600
Total Expenditures	\$5,324,805	\$1,224,941	\$91,475	\$6,641,221
Total Net Contribution from Ancillary Enterprises				
	\$25,760	\$69,559	\$177,525	\$272,844

Expenditures are included in appropriate summarized categories in main document.

* Residence Services includes residences, food, and conference services



Appendix D

University of Prince Edward Island 2022-2023 Operating Budget Operating Budget by Unit

Expenditures by Unit	2021-22	2022-23	Increase/ Decrease
VP Academic and Research			
Faculty of Arts	\$13,649,000	\$14,474,000	\$825,000
Faculty of Business*	4,102,000	4,127,000	25,000
Faculty of Education*	2,879,000	2,896,000	17,000
Faculty of Engineering	4,043,000	4,251,000	208,000
Faculty of Graduate Studies and Office of Research Services	1,277,000	1,374,000	97,000
Faculty of Indigenous Knowledge, Education, Research and Applied Studies*	-	559,000	559,000
Faculty of Nursing	4,461,000	4,511,000	50,000
Faculty of Science*	12,514,000	13,032,000	518,000
Faculty of Veterinary Medicine	42,628,000	43,944,000	1,316,000
Office of the Associate VP of Students and Registrar	9,127,000	9,704,000	577,000
Library	3,705,000	3,893,000	188,000
Office of the Vice-President Academic and Research	2,680,000	2,763,000	83,000
VP Academic and Research Total	\$101,065,000	\$105,528,000	\$4,463,000
VP Administration and Finance			
Facilities Management, Finance, Human Resources and Related Support Units	\$13,250,000	\$14,026,000	\$776,000
Athletics and Recreation	2,502,000	2,640,000	138,000
IT Systems and Services	5,256,000	5,886,000	630,000
Ancillary Services	6,104,000	6,641,000	537,000
VP Administration and Finance Total	\$27,112,000	\$29,193,000	\$2,081,000
President			
Board of Governors	\$127,000	\$131,000	4,000
Development and Alumni Engagement, Marketing, Communications and President's Office	3,895,000	3,979,000	84,000
President Total	\$4,022,000	\$4,110,000	\$88,000
Total	\$132,199,000	\$138,831,000	\$6,632,000

* Certain resources in these faculties have been reallocated to the new Faculty of Indigenous Knowledge, Education, Research, and Applied Studies.

Additional Note: Certain budget lines in the 2021-22 budget have been reclassified to departmental and/or faculty reorganizations.

