



UNIVERSITY
of Prince Edward
ISLAND

Operating Budget for the 2020-2021 Fiscal Year



Index

Message from the President and Vice-Chancellor	02
Budget Highlights	04
Operating Revenues	08
Operating Expenditures	14
Budget Financials	15
Appendix A – Tuition Rates and Fees	18
Appendix B – Atlantic Veterinary College	22
Appendix C – Ancillary Enterprises	23
Appendix D – Operating Budget by Unit	24



Message from the President and Vice-Chancellor

On behalf of the University of Prince Edward Island, I am pleased to share the annual operating budget for the 2020–21 fiscal year after marking an amazing milestone in 2019, our 50th anniversary.

Since 1969, UPEI has continued to grow and thrive, building capacity through innovative programming and research, and offering our students a high-quality experiential education. As of October 1, 2019, our student population was the largest it has ever been at 4,926. And, as of the 2020 winter semester, we had a record 1,423 international students from over 90 countries around the world, making UPEI's global reach greater than ever.

The annual operating budget is fundamental to how we manage and sustain this growth. Since 2010–11, UPEI has grown its operating budget by an incredible 36.7 per cent, or almost \$35 million—from \$95.4 million to \$130.3 million. In the same period, our core operating grant from the Government of Prince Edward Island grew by \$4.1 million, a 7.8 per cent increase. Due to the increased revenue generated by enrolment growth, our reliance on provincial government funding has decreased from 54.7 per cent of our total operating budget in 2010–11 to 43.1 per cent for 2020–21.

UPEI is incredibly grateful for the Government of Prince Edward Island's ongoing support. In order to develop a balanced budget, we work very closely with our government colleagues on our shared priorities, including the attraction and retention of students from the Island, across Canada, and around the world. Two years ago, the Government announced a multi-year funding agreement that allowed us to plan earlier because of our advance knowledge of the two per cent increase to UPEI's core operating grant. As we enter the third year of this agreement, we will continue to illustrate to taxpayers the importance of postsecondary education to the future wellbeing of our province.

In the following pages, we will outline how we will fund the operating expenditures of the University during the 2020–21 fiscal year while identifying opportunities to invest in new strategic initiatives that expand our community impact and global reach even further.

Budget planning at UPEI is a transparent process that begins with broad consultation with the Vice-Presidents, Deans, and Directors. Our goal is always to make evidence-based decisions that ensure the University remains in a healthy financial position, while at the same time promote sustainable development and minimize the burden of tuition costs on our students.

Core revenue in UPEI's operating budget is allocated towards the cost of important University activities such as student and ancillary services, faculties and schools, academic support, administration, and property/maintenance. At the same time, the University carefully monitors the fiscal realities associated with important infrastructure upgrades, increasing costs of labour and supplies, and inflationary pressures.

We continue to work diligently to grow revenues to help offset these costs and pressures. One way we do this is by expanding our unique offerings and delivering them in innovative ways. Our recruitment success has allowed us to hire more faculty and staff to support our new programs. In fact, this past year saw the highest number of employees in UPEI history. We remain committed to investing in people through attracting and retaining exceptional faculty and staff, and I look forward to productive discussions as UPEI enters the next cycle of collective bargaining this year.

These increased student numbers have led to an interesting dilemma: the shortage of teaching and learning space as well as residence housing. In this fiscal year, two important capital projects, announced in 2019, will take shape, which will in part address this challenge.



A new 184,000-square-foot, 260-bed residence will help alleviate the student housing shortage by increasing housing capacity to 15 per cent of the current student body. The impressive facility will also feature classrooms and a theatre/performance space, among other amenities.

UPEI will add a campus in St. Peter's Bay, PEI, when the new 45,000-square-foot Canadian Centre for Climate Change and Adaptation opens in 2021. The Centre will house the UPEI School of Climate Change and Adaptation, where students in our Bachelor of Science in Applied Climate Change and Adaptation and proposed Master of Science in Climate Change programs will study climate science in a "living laboratory" setting. It will also include the UPEI Climate Lab, research centres of excellence, residence space, and a building to store and maintain UPEI's drone fleet. The addition of this new facility to our holdings will ease some of the space allocation challenges on our main campus.

We have ambitious goals and must maneuver our challenges in an increasingly complex environment; we are working together as we look ahead and think about what we can do to provide outstanding education, conduct research, and contribute to our community and beyond in new and transformative ways. In 2020, UPEI will release a new economic impact assessment that will further confirm our critical role as a generator of skilled talent for the Island's labour market and as a key catalyst for research and development activities.

I am excited about the many amazing things happening at our University, and I am pleased to present, for the ninth year in a row, a balanced annual operating budget for the 2020–21 fiscal year. I extend my sincere thanks to all our faculty and staff for their dedication and hard work supporting our University, and to our students for choosing UPEI. I am so excited about the work we have accomplished, and the many more great advancements to come in the next fifty years (and beyond) at the University of Prince Edward Island.

Sincerely yours,

Dr. Alaa S. Abd-El-Aziz

President and Vice-Chancellor

University of Prince Edward Island



Budget Highlights

Introduction

The University of Prince Edward Island offers a wide range of programs and degrees to undergraduate, graduate, and doctoral students. Home to Canada Research Chairs, a Canada Excellence Research Chair in Aquatic Epidemiology, a UNESCO Chair in Island Studies and Sustainability, endowed and sponsored research chairs, and 3M National Teaching Fellows, UPEI offers its students access to exceptional faculty, researchers, and staff. Students come from all walks of life and from local, regional, national, and international locations to study and learn at UPEI.

The 2020-21 Operating Budget has been developed with the intent to support the top five priorities of the University's 2018-2023 Strategic Plan. The top priorities for the next three years include:

- Education for a connected world
- Inclusive campus culture
- Scholarship, research and discovery
- Community partnerships
- Responsible growth and resource management.



Operating Context

The University of Prince Edward Island budget is developed to support the strategic goals of the university community. UPEI continues to be successful in attracting a wide variety of outstanding students. In the 2020-21 budget, it is notable that growth in student enrolment is a key source of revenue supporting the evolving financial needs. Tuition is now a close second to the operating grant support received by the University.

Beginning in 2018-19, the Government of PEI committed to a three-year funding agreement for the general operating grant of the University. The base provincial operating grant will be increased by 2% until 2020-21. In 2014, the four Atlantic provinces committed to a ten-year funding agreement for the Atlantic Veterinary College. These commitments to multi-year funding allows for better financial planning opportunities for the University.



The 2020-21 Operating Budget, as presented, is a balanced budget of revenues and expenditures.

This operating budget is built upon the following assumptions:

- 1 The Government of PEI will increase its unrestricted operating grant to the University (excluding the Atlantic Veterinary College) by 2% (\$692,900).
- 2 The four Atlantic Provinces will increase the unrestricted operating grant to the AVC by 1% (\$205,800).
- 3 Other restricted and targeted grants will be adjusted as per individual agreements with the funders. Details are provided in Chart 3B.
- 4 Tuition and fees will increase as recommended in this budget (Appendix A). An increase has been budgeted for undergraduate enrolment revenues to reflect the growth in enrolments in 2019-20. Post-graduate tuition budgets have been adjusted on a program-by-program basis.
- 5 Salary and benefits budgets are based upon projected salary costs, step increments and benefit costs.

The University of Prince Edward Island Operating Budget has been reviewed through all regular University governance channels. The Board of Governors' Finance and Audit Committee recommend that this operating budget be approved by the UPEI Board of Governors at its regular April meeting.



Operating Budget – Key Factors

The Operating Budget is the University’s primary financial management tool. During development of the budget, long-term sustainability is a key area of focus.

The University develops its annual operating budget through a process of reviewing anticipated cost drivers, enrolments, and other key revenue inputs.

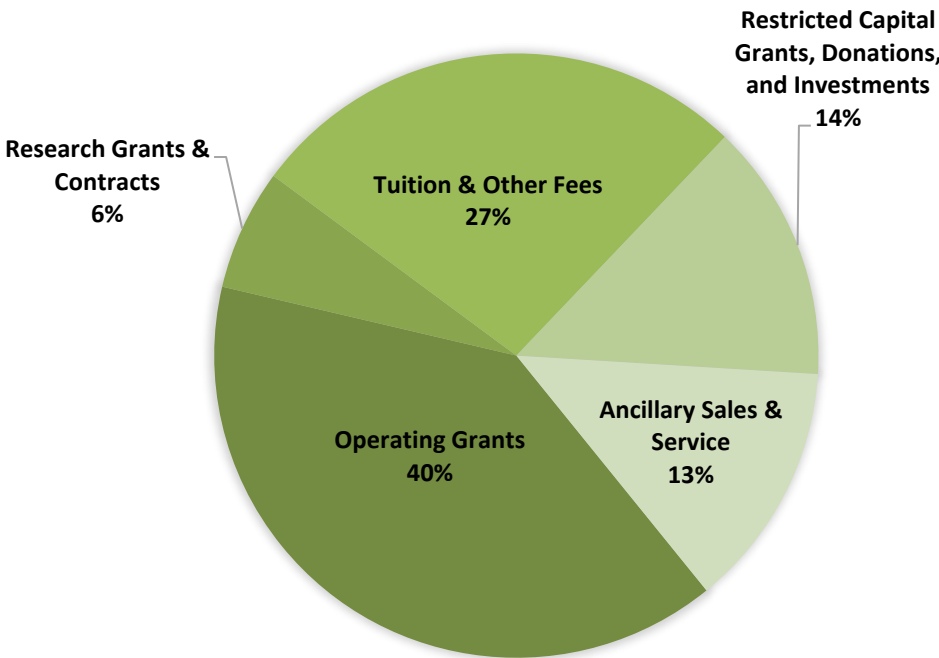
The Atlantic Veterinary College (AVC) operates with a separate operating budget (Appendix B). The AVC is now operating in its sixth year of a 10-year funding agreement with the four Atlantic Provinces. This agreement guarantees a 1% funding increase per annum in the general operating grant, plus allows for additional funding if certain Key Performance Indicators (KPIs) are met.

While this document represents the operating budget of the University, it is focused on the resources that support its operations. The University receives funds from other sources for sponsored research, capital projects, and endowments. As illustrated in **Chart 1A**, UPEI received \$162.4 million in revenues from all sources during the 2018-19 fiscal year.



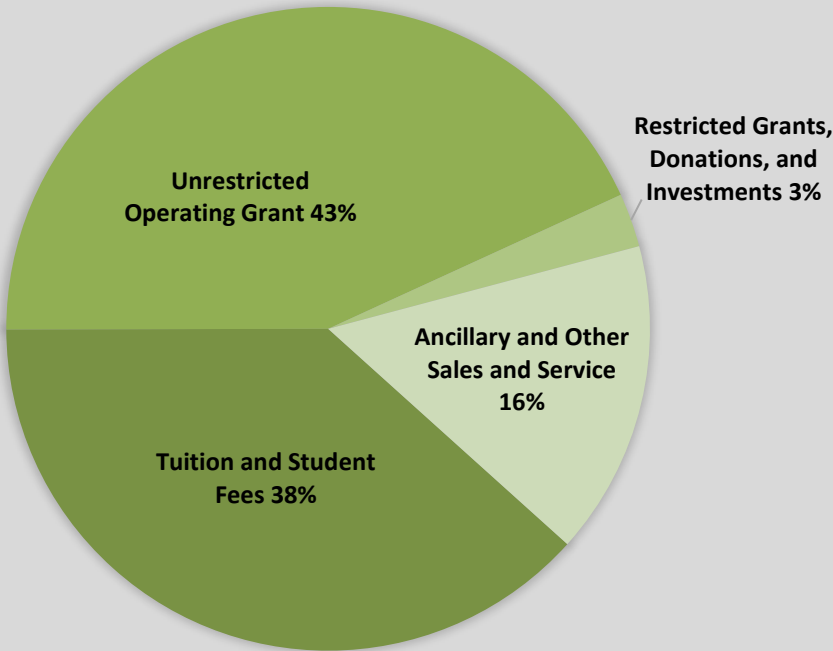
Chart 1A – Actual Revenues from All Sources 2018-19

UPEI Revenues - All Sources \$162.4 million
2018-19
CAUBO Report Data

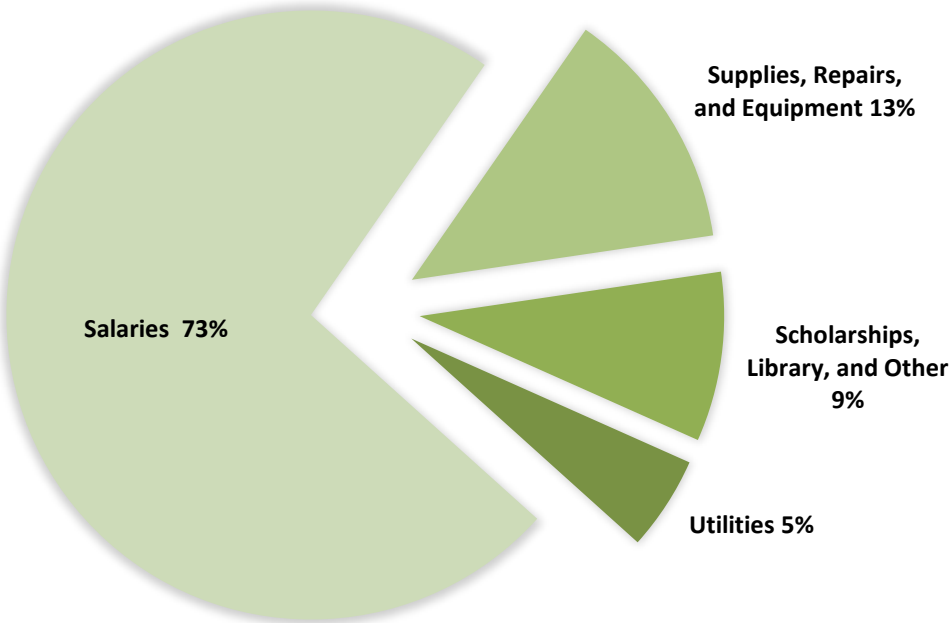


Operating grants and tuition revenues represent the largest portions of the Operating Budget.

UPEI Operating Revenue Budget
\$130.3 million
2020-21



UPEI Operating Expenditure Budget
\$130.3 million
2020-21



Over 70% of the UPEI Operating Budget is allocated to salaries and benefits. Other major expenditures include utilities, departmental supplies, scholarships, equipment and debt financing, and library materials.



Operating Revenues

Provincial Operating Grants

The Government of PEI provides general operating grants and restricted operating grants for specific programs. The Provinces of Nova Scotia, New Brunswick and Newfoundland and Labrador provide grants to the Government of PEI to fund the Atlantic Veterinary College under a four-party funding agreement. This ten-year agreement covers the period of 2014–2024 and provides the Atlantic Veterinary College guaranteed operating grants with annual increases in funding plus additional increases if certain Key Performance Indicators (KPIs) are met. Several of the KPIs are calculated using a three-year rolling average. For 2020-21, the AVC will receive a 1.0% increase in its operating grant based on the 2018-19 KPI calculations.



Chart 3A – UPEI Unrestricted Operating Grants

Unrestricted Annual Operating Grants			
Rounded (000's)			
Fiscal Year	General	Veterinary Medicine	Total
2017-18	\$33,197,000	\$20,218,000	\$53,415,000
2018-19	\$33,984,000	\$20,420,000	\$54,404,000
2019-20	\$34,645,000	\$20,676,000	\$55,321,000
2020-21	\$35,337,800	\$20,882,197	\$56,219,997

Chart 3B – UPEI Restricted Operating Grants

The University receives restricted grants for equipment and renovations that are part of its regular operations. UPEI also receives targeted multi-year funding from both the Federal and Provincial governments.

Restricted Operating Grants		
Rounded (000's)		
	2019-20	2020-21
Alterations, renovations, and equipment support	\$1,265,000	\$1,265,000
Graduate Program – AVC	\$815,000	\$815,000
B.Ed. – français langue seconde	\$389,000	\$389,000
Mental health support	\$400,000	\$400,000
Total Restricted Operating Grants	\$2,869,000	\$2,869,000

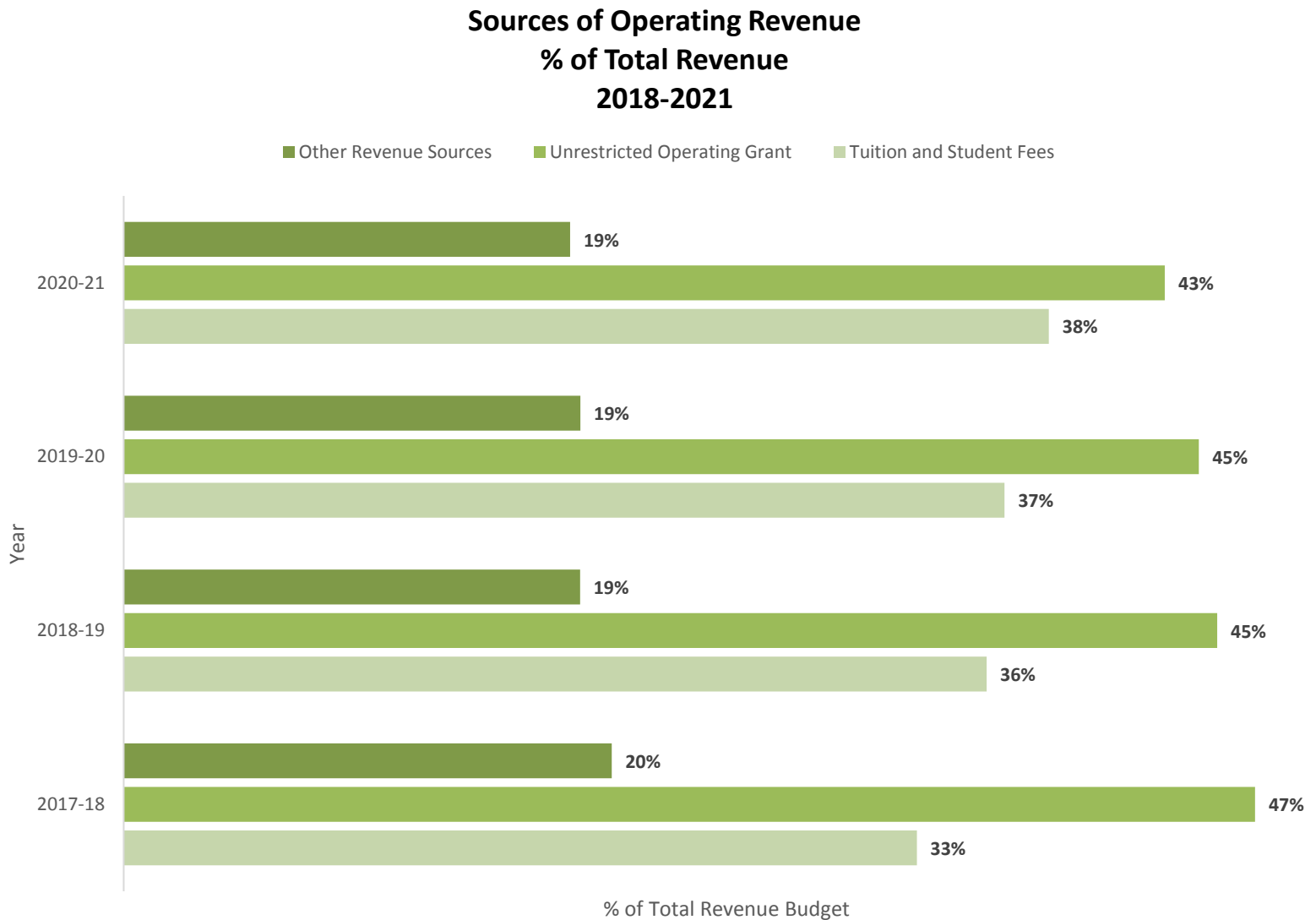
The University receives annual capital grants from the Government of PEI to fund debt retirement for infrastructure loans. These grants are not part of the Annual Operating Budget.



Operating Revenue Budget by Source

The provincial operating grants continue to be the largest source of revenue used in operations. However, the continued growth in enrolments is closing the gap between tuition revenue and operating revenues. This shift in revenue sources is reducing the University's reliance on the operating grants.

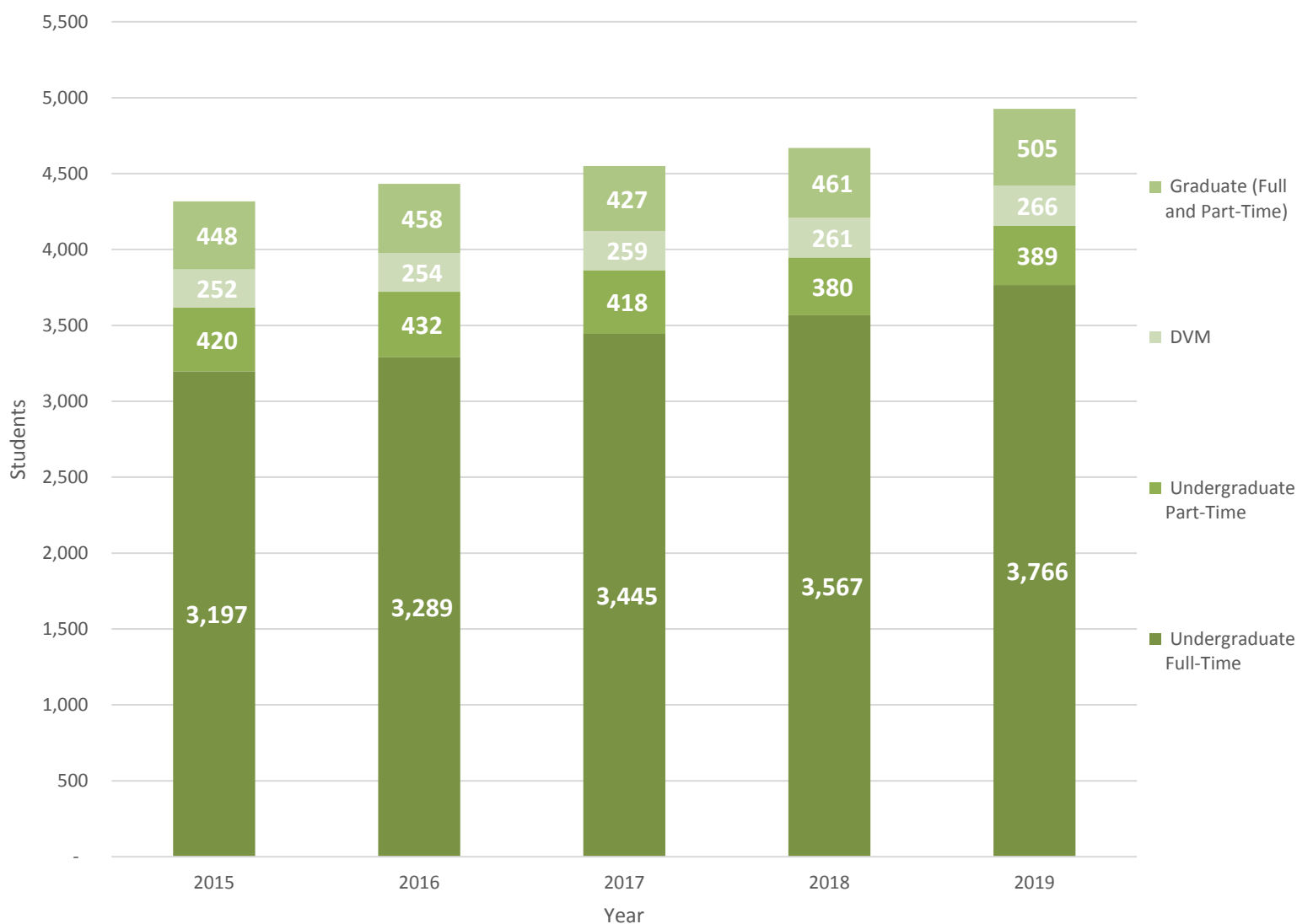
Chart 4 – Sources of Operating Revenue



Revenues from student enrolments has continued to be strong. Over the last five years, the University has experienced approximately 18% growth in the full-time undergraduate student population. Across the Maritimes, full-time and part-time undergraduate and graduate student enrolment declined by 3.3% during the same time period.

Chart 5 – Enrolment History 2015-2019

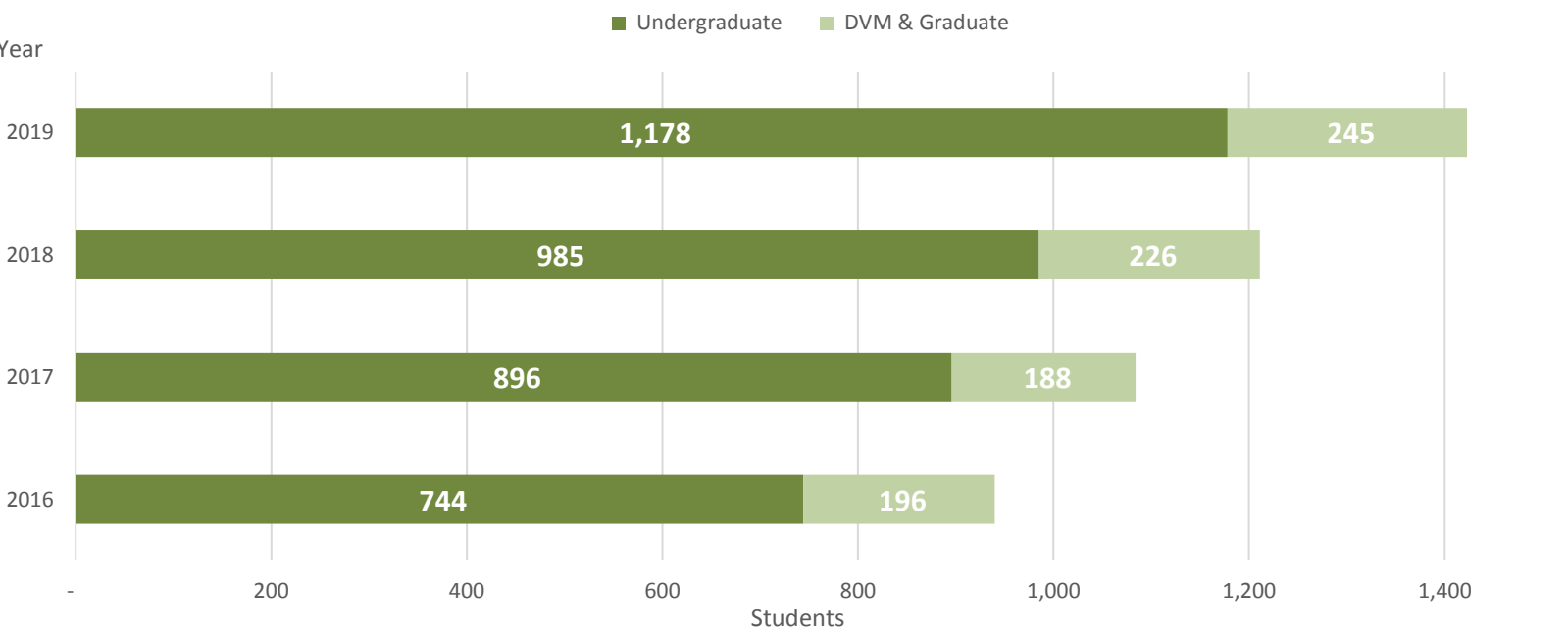
UPEI Enrolments October 1st Official Count



UPEI continues to attract international students to Prince Edward Island. The international student population grew to more than 28% of the student base during the 2019-20 academic year.

Chart 6 – International Enrolment

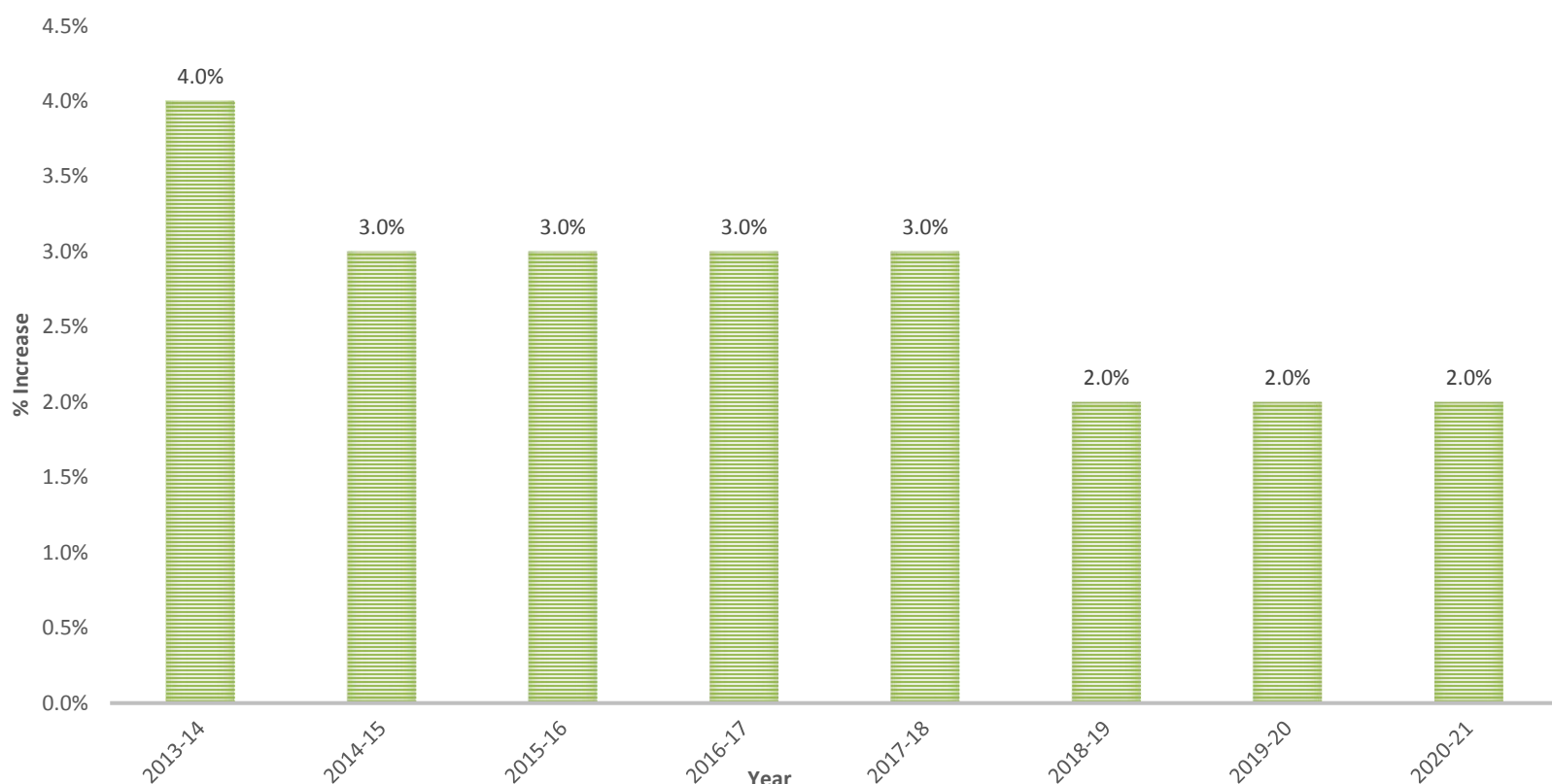
International Enrolment
October 1st Official Count



Tuition and fee revenues are an important part of UPEI's plan to balance the operating budget. Due to enrolment growth, they have grown to become 38% of the annual operating revenue. When increasing tuition rates, consideration is given to both the need for additional revenues along with the need to provide affordable tuition for students. UPEI continues to meet this need with moderate increases in most programs, while still being able to provide one of the lowest undergraduate tuition rates in the Maritime Provinces.

Chart 7 – Tuition Rate History

UPEI Tuition Rate History



This budget includes the following increases:

- Undergraduate tuition increase: 2% or \$12 per course
- International fee increase: 2% or \$15 per course
- Graduate tuition increase: 2% per program, amounts vary



Ancillary Enterprises

Ancillary enterprises continue to add value to the University by way of providing needed services as well as continuing to add resources to the central operations of the University. Ancillary revenues are generated by the UPEI Bookstore, residences, food and conference services, vending, and parking. These activities generate approximately \$8 million in sales per year, (See Appendix C).

Sales and Services

The University generates sales revenues as an integral part of its operations. Significant sources of sales revenue are generated by the Veterinary Teaching Hospital, Diagnostics Services, and Animal Resources located at the Atlantic Veterinary College. These revenues are used to help support the teaching mission of this faculty.



Operating Expenditures

The University operating expenditures capture the costs relating to all faculties and service units within the University.

Salaries and Benefits

- Salaries and benefits are the largest component of the UPEI expenditure budget. The budget planning includes estimates for career progression increments, cost of living allowances, and increasing benefit costs. Because salaries and benefits are 73% of all operating expenditures, this is a key area of focus in the budget development process.
- The University and the Unions currently have labour agreements that will expire in 2020.

Supplies and Other Expenditures

- The University uses supplies in many areas of the operations. The most significant areas of expenditure are in support of the revenue generating units such as Ancillary Services and the Veterinary Teaching Hospital. Supplies are also used to support the academic and administrative units of the University. Other expenditures include but are not limited to scholarships, travel, and research support. These expenditures are all in support of the academic mission of the University.

Equipment, Debt Financing, and Internal Financing

- The majority of the University's external debt is funded by separate capital grants from the Government of PEI. Exceptions to this include the residence construction and renovation debt, which is funded by residence operating revenues, and some debt related to the AVC expansion.
- In addition to residence and AVC long-term debt, the operating budget includes capital expenditures for equipment and equipment financing.
- In the 2020-21 budget, the University has added additional resources for the IT infrastructure to support the growth in technological needs of students, faculty and staff

Utilities

- The utilities costs for the University are significant expenditures to plan for each year, as they represent approximately 5% of the University budget. The Facilities Management division follows the University Sustainability policy to control temperature settings for heating and cooling both on a seasonal basis, as well as during lower occupancy times. Buildings are continually assessed to highlight future energy savings opportunities.



Budget Financials

University of Prince Edward Island 2020-2021 Operating Budget

		2019-20	2020-21	Increase/ (Decrease)
Gross Operating Revenues:				
Tuition and Student Fees	Schedule 1	\$45,323,793	\$49,986,453	\$4,662,660
Unrestricted Operating Grant	Chart 3A	55,321,342	56,219,997	898,655
Restricted Operating Grants	Chart 3B	2,869,012	2,869,012	0
Ancillary Sales	Schedule 2	7,865,178	7,849,350	(15,828)
Sales and Service	Schedule 3	12,184,394	12,715,130	530,736
Donations and Investment Income		586,517	676,517	90,000
Total Operating Revenues		\$124,150,236	\$130,316,459	\$6,166,223
Expenditures:				
Salaries and Benefits	Schedule 4	\$89,985,499	\$94,843,341	\$4,857,842
Supplies		9,637,154	9,738,708	101,554
Equipment and Financing	Schedule 5	4,134,519	4,776,907	642,388
Library Books and Periodicals		1,475,598	1,529,785	54,187
Externally Contracted Services and Memberships		2,632,895	2,739,705	106,810
Professional Development and Training		755,519	762,719	7,200
Research Support		293,373	299,523	6,150
Repairs and Maintenance		2,955,499	3,015,731	60,232
Scholarships		2,003,003	2,153,003	150,000
Travel		1,192,286	1,171,142	(21,144)
Utilities		6,648,403	6,718,283	69,880
Other	Schedule 6	2,436,488	2,567,612	131,124
Total Operating Expenditures		\$124,150,236	\$130,316,459	\$6,166,223
Net Operating Balance		\$0	\$0	\$0

Note: Certain budget lines in the 2019-20 budget have been reclassified to reflect new reporting groupings as a result of a new financial reporting model.



University of Prince Edward Island 2020-2021 Operating Budget

Schedule 1	2019-20	2020-21	Increase/ (Decrease)
Tuition and Student Fees:			
Undergraduate Programs	\$24,549,130	\$26,632,267	\$2,083,137
Post-graduate Programs	2,467,339	2,583,886	116,547
International Fee	12,839,707	15,007,911	2,168,204
Non-credit Programs	1,979,047	1,984,384	5,337
Other Tuition and Fees	3,488,570	3,778,005	289,435
Total Tuition and Student Fees	\$45,323,793	\$49,986,453	\$4,662,660

Schedule 2	2019-20	2020-21	Increase/ (Decrease)
Ancillary Sales:			
Residences and Conference Services	\$5,520,828	\$5,650,500	\$129,672
Bookstore	1,931,000	1,835,500	(95,500)
Parking	413,350	363,350	(50,000)
Total Ancillary Sales	\$7,865,178	\$7,849,350	(\$15,828)

Schedule 3	2019-20	2020-21	Increase/ (Decrease)
Sales and Service:			
Veterinary Teaching Hospital	\$5,583,942	\$5,855,363	\$271,421
Diagnostic Services	2,743,624	2,927,512	183,888
Athletics and Recreation	623,300	623,300	0
Other Sales and Services and Recoveries	3,233,528	3,308,955	75,427
Total Sales and Service	\$12,184,394	\$12,715,130	\$530,736



University of Prince Edward Island 2020-2021 Operating Budget

Schedule 4	2019-20	2020-21	Increase/ (Decrease)
Salaries and Benefits:			
Full-time and Part-time Teaching	\$37,448,813	\$38,609,049	\$1,160,236
Staff	34,724,572	36,641,440	1,916,868
Students	2,000,596	2,137,703	137,107
Benefits	15,811,518	17,455,149	1,643,631
Total Salaries and Benefits	\$89,985,499	\$94,843,341	\$4,857,842

Schedule 5	2019-20	2020-21	Increase/ (Decrease)
Equipment and Financing:			
Equipment and Equipment Financing	\$2,511,950	\$3,247,336	\$735,386
Debt Financing	1,622,569	1,529,571	(92,998)
Total Equipment and Financing	\$4,134,519	\$4,776,907	\$642,388

Schedule 6	2019-20	2020-21	Increase/ (Decrease)
Other Expenditures:			
Advertising	\$241,573	\$243,073	\$1,500
Bad Debts and Banking Fees	354,400	366,900	12,500
Equipment and Facility Rental	366,331	354,331	(12,000)
Insurance and Property Tax	307,225	399,376	92,151
Hospitality	206,493	213,993	7,500
Software and Licenses	960,466	989,939	29,473
Total Other Expenditures	\$2,436,488	\$2,567,612	\$131,124



Appendix A

2020-21 Tuition Rates and Fees (Increases Effective Fall Semester)

Undergraduate Tuition Fees - All Programs (2% Increase)		2019-20	2020-21	Change
Credit Tuition	3 Semester Hours	\$627	\$639	\$12
Non - Credit (Audit)	3 Semester Hours	\$396	\$405	\$9
International Tuition Fees	Undergraduate International Fee Full-time Student (academic year) excluding DVM	\$7,320	\$7,470	\$150
	Undergraduate International Fee Part-time Student (per course)	\$732	\$747	\$15
Other Tuition	Student Success Fee	\$508	\$518	\$10
	Course Based PLAR	\$314	\$320	\$6
	Program Based PLAR	\$628	\$640	\$12
	Dietetic Internship	\$1,958	\$1,998	\$40

Undergraduate Other Fees by Program		2019-20	2020-21	Change
Other Fees	Laboratory Fee (per course)	\$75	\$75	\$0
	E-Learning Fee (per online course)	\$75	\$75	\$0
Arts	Music Instruction Fee (per course)	\$500	\$500	\$0
	Salamanca Program Fee	\$100	\$100	\$0
Business	Co-op Program Acceptance Fee	\$778	\$778	\$0
Education	Professional Fee	\$750	\$750	\$0
Engineering	Professional Fee	\$1,000	\$1,000	\$0
Nursing	Professional Fee – 4-year program	\$500	\$500	\$0
	Professional Fee – Accelerated Program	\$1,000	\$1,000	\$0
	Canadian Nursing Student Association Fee	\$10	\$10	\$0
Science	Co-op Program Acceptance Fee (Computer Science, Physics)	\$778	\$778	\$0
	Computer Science – Post-Baccalaureate Program Fee	\$2,500	\$2,500	\$0

Doctor of Veterinary Medicine		2019-20	2020-21	Change
Credit Tuition	Canadian	\$13,260	\$13,525	\$265
	International	\$66,500	\$67,830	\$1,330
Other Fees	DVM Professional Fee	\$300	\$300	\$0
	SCVMA Fee	\$5	\$5	\$0
	SAVMA Fee	\$17	\$17	\$0



Masters Program Tuition		2019-20	2020-21	Change
Master of Engineering, Nursing, Science and Veterinary Science	Program Fee (6 installments)	\$8,430	\$8,601	\$171
	Per course	\$843	\$859	\$16
Master of Arts	Island Studies – Tourism Specialty (6 installments)	\$15,300	\$0	(\$15,300)
	Island Studies - Per Course	\$0	\$1,204	\$1,204
	Thesis	\$0	\$4,815	\$4,815
Multi-Disciplinary	Master of Applied Health Research – Program Fee (6 installments)	\$13,116	\$13,380	\$264
Master of Education	Per course	\$957	\$975	\$18
	Thesis	\$3,828	\$3,900	\$72
Master of Business	Per course	\$1,429	\$1,458	\$29
Executive Master of Business	Per course	\$2,626	\$2,679	\$53
	Capstone course	\$5,253	\$5,358	\$105
All Masters Programs	Per course – Non-Credit (Audit)	\$570	\$581	\$11

Joint Master Program Tuition		2019-20	2020-21	Change
Multi-Disciplinary	Master of Global Affairs – Program Fee (1 installment)	\$6,500	\$6,500	\$0

PhD and Doctoral Tuition		2019-20	2020-21	Change
PhD Science, Veterinary Science, Engineering & Education	Program Fee (9 installments)	\$12,645	\$12,897	\$252
Doctoral Clinical Psychology	Program Fee (12 installments)	\$32,800	\$33,456	\$656

Graduate Fees by Program		2019-20	2020-21	Change
All Programs	Maintenance of Status Fee – All Masters & PhD programs	\$501	\$501	\$0
	International Fee Full-time Student for Installment Based Programs	\$7,320	\$7,470	\$150
	International Fee - Course Based Programs (per course)	\$732	\$747	\$15
	E-Learning Fee (per online course)	\$75	\$75	\$0



Other Program and Course Fees		2019-20	2020-21	Change
Other Program and Course Fees	Fitness and Administration Fee - Full Time	\$266	\$266	\$0
	Administration Fee - Part-Time (per course)	\$10	\$10	\$0
	Technology Fee - Full-Time	\$50	\$50	\$0
	Technology Fee - Part-Time (per course)	\$5	\$5	\$0
	Library Resources Fee - Full-Time	\$50	\$50	\$0
	Library Resources Fee - Part-Time (per course)	\$5	\$5	\$0
	Challenge Examination	\$314	\$320	\$6
	Evaluation of Special Credits	\$314	\$320	\$6
	Transcript:			
	Additional charge if by registered mail	\$5	\$5	\$0
	Additional charge if "rush" service required	\$10	\$10	\$0
Application Fees	DVM	\$75	\$75	\$0
	All other programs	\$50	\$50	\$0
Miscellaneous Fees	SAVS Laundry Fee – DVM	\$50	\$50	\$0
	Late Payment Fees (fees and balance, if applicable, not paid in full)			
	Fall and Winter Semesters			
	Full-time	\$60	\$60	\$0
	Part-time	\$30	\$30	\$0
	Summer Sessions			
	After last day for advance registration	\$25	\$25	\$0
	NSF Returned Cheque Administration Fee	\$20	\$20	\$0
	Reinstatement Fee (after cancellation of registration)			
	Full-time students	\$50	\$50	\$0
	Part-time students	\$25	\$25	\$0
Tuition Deposits – Non-refundable	All undergraduate and graduate programs (except as noted below).			
	For first year students only.	\$250	\$250	\$0
	DVM	\$250	\$1,000	\$750
	Master of Education	\$250	\$1,000	\$750
	Executive Master of Business	\$1,000	\$1,000	\$0
	Master of Business	\$1,000	\$1,000	\$0



Residences Rates (Academic Year)		2019-20	2020-21	Change
Room	Bernadine Hall			
	Double	\$4,962	\$5,062	\$100
	Single	\$6,342	\$6,468	\$126
	Andrew Hall			
	1 Bedroom Suite	\$7,016	\$7,156	\$140
	2 or 3 Bedroom Suite	\$6,676	\$6,810	\$134
	Blanchard Hall	\$6,518	\$6,648	\$130
Meal Services	<i>Unlimited Access Residential Plans</i>			
	7 Day Meal Plan (includes \$100 retail cash per term)	\$4,750	\$4,884	\$134
	5 Day Meal Plan (includes \$100 retail cash per term)	\$4,570	\$4,698	\$128
Other	Security Deposit	\$300	\$300	\$0



Appendix B

University of Prince Edward Island 2020-2021 Operating Budget Atlantic Veterinary College (AVC)

	2019-20	2020-21	Increase/ (Decrease)
Gross Operating Revenues:			
Tuition and Student Fees	\$9,311,276	\$9,475,464	\$164,188
Unrestricted Operating Grant	20,676,442	20,882,197	205,755
Restricted Operating Grants	1,415,332	1,415,332	0
Sales and Service	9,433,938	9,934,247	500,309
Donations and Investment Income	165,517	200,517	35,000
Total Operating Revenues	\$41,002,505	\$41,907,757	\$905,252
Expenditures:			
Salaries and Benefits	\$23,522,105	\$24,348,084	\$825,979
Supplies	3,639,500	3,653,466	13,966
Equipment and Financing	1,146,135	1,036,458	(109,677)
Library Books and Periodicals	477,920	506,107	28,187
Externally Contracted Services and Memberships	964,519	976,309	11,790
Professional Development and Training	189,667	189,667	0
Research Support	108,250	114,000	5,750
Repairs and Maintenance	840,469	759,705	(80,764)
Scholarships	7,800	7,800	0
Travel	150,395	147,741	(2,654)
Utilities	2,703,050	2,703,050	0
Other	412,635	427,448	14,813
Subtotal	\$34,162,445	\$34,869,835	\$707,390
Central Costs Transfer	6,840,060	7,037,922	197,862
Total Operating Expenditures	\$41,002,505	\$41,907,757	\$905,252
Net Operating Balance	\$0	\$0	\$0

Note: Certain budget lines in the 2019-20 budget have been reclassified to reflect new reporting groupings as a result of a new financial reporting model.



Appendix C

University of Prince Edward Island 2020-2021 Operating Budget Ancillary Enterprises

	Residence Services*	Bookstore	Parking	Total
Revenue:				
Sales	\$5,650,500	\$1,835,500	\$363,350	\$7,849,350
Total Revenue	\$5,650,500	\$1,835,500	\$363,350	\$7,849,350
Expenditures:				
Salaries and Benefits	\$1,284,874	\$258,040	\$19,637	\$1,562,551
Supplies	1,886,459	1,243,750	3,500	3,133,709
Equipment and Financing	1,303,785	2,000	0	1,305,785
Professional Development and Training	19,500	0	0	19,500
Repairs and Maintenance	225,175	11,500	66,335	303,010
Travel	19,500	2,000	0	21,500
Utilities	557,230	35,000	0	592,230
Other	140,250	64,950	1,200	206,400
Total Expenditures	\$5,437,173	\$1,617,240	\$90,672	\$7,145,085
Total Net Contribution from Ancillary Operations	\$213,327	\$218,260	\$272,678	\$704,265

Expenditures are included in appropriate summarized categories in main document.

** Residence Services includes residences, food, and conference services*



Appendix D

University of Prince Edward Island 2020-2021 Operating Budget Operating Budget by Unit

Expenditures by Unit	2019-20	2020-21	Net
VP Academic and Research (excluding Veterinary Medicine)	Total	Total	Increase/ (Decrease)
---Faculty of Arts	\$12,873,000	\$13,341,000	\$468,000
---Faculty of Business*	3,638,000	3,865,000	227,000
---Faculty of Education	2,771,000	2,874,000	103,000
---Faculty of Engineering	3,574,000	3,920,000	346,000
---Faculty of Graduate Studies	677,000	684,000	7,000
---Faculty of Nursing	3,897,000	4,256,000	359,000
---Faculty of Science	11,425,000	11,904,000	479,000
---Office of the Associate VP of Students and Registrar*	7,864,000	8,625,000	761,000
---Library	3,565,000	3,701,000	136,000
---Office of the Vice-President Academic and Research and related support units	2,887,000	3,080,000	193,000
VP Academic and Research Total (excluding Veterinary Medicine)	\$53,171,000	\$56,250,000	\$3,079,000
VP Administration & Finance			
---Facilities Management, Finance, Human Resources and related support units	\$12,258,000	\$13,171,000	\$913,000
---Athletics	2,295,000	2,500,000	205,000
---IT Systems and Services	4,267,000	5,251,000	984,000
---Ancillary Services	7,161,000	7,145,000	(16,000)
VP Administration & Finance Total	\$25,981,000	\$28,067,000	\$2,086,000
President			
--- Board of Governors	\$118,000	\$120,000	\$2,000
--- Development & Alumni Engagement, Marketing and Communications, President's Office*	3,877,000	3,971,000	94,000
President Total	\$3,995,000	\$4,091,000	\$96,000
Faculty of Veterinary Medicine	\$41,003,000	\$41,908,000	\$905,000
Total	\$124,150,000	\$130,316,000	\$6,166,000

*2019-20 budgets have been restated for departmental reorganizations

