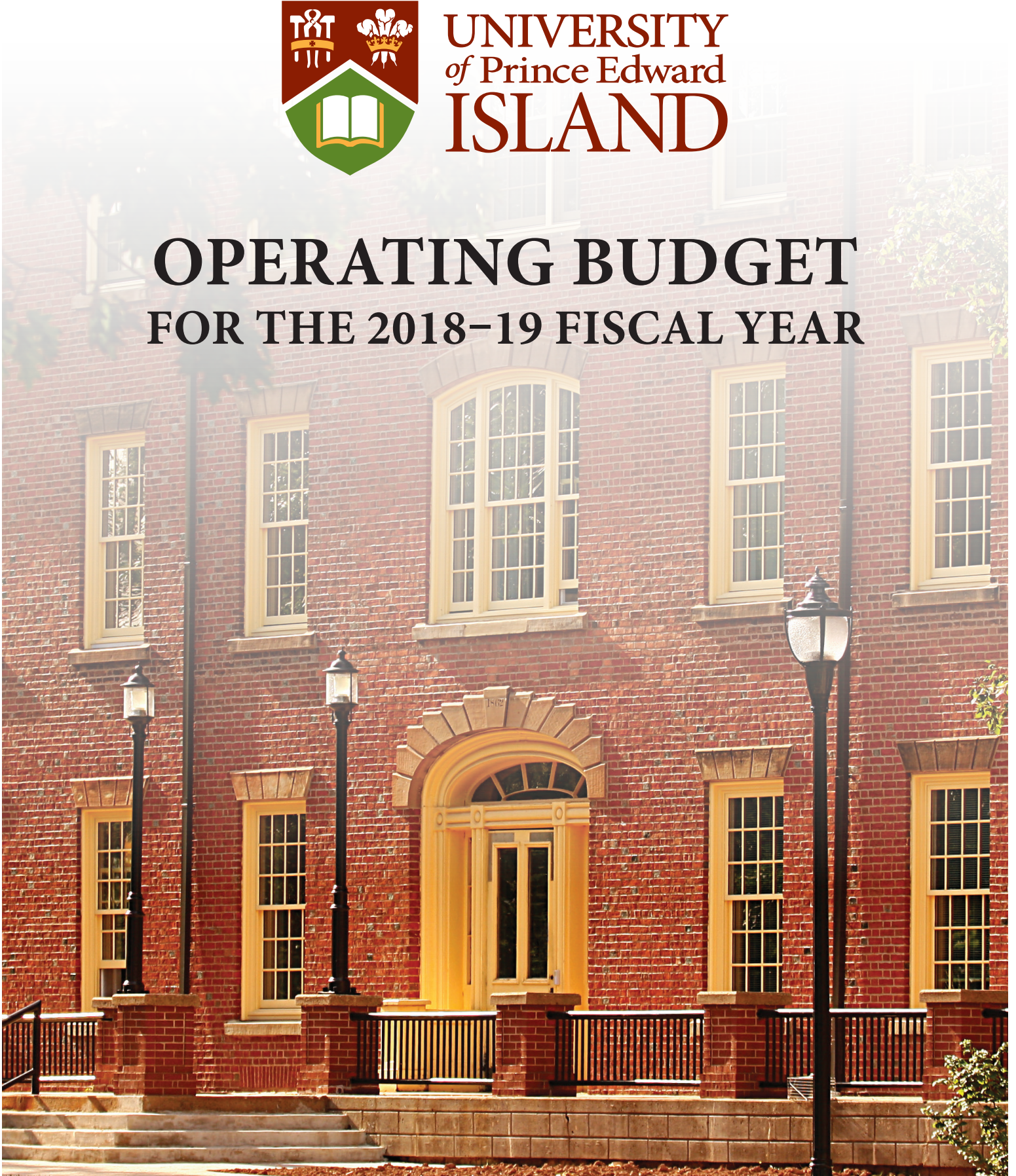




UNIVERSITY
of Prince Edward
ISLAND

OPERATING BUDGET FOR THE 2018–19 FISCAL YEAR



Index

Introduction.....	Page 2
Budget Highlights.....	Page 4
Budget Financials.....	Page 7
Operating Revenues.....	Page 10
Operating Expenditures.....	Page 14
Appendix A – Tuition Rates.....	Page 16
Appendix B – Atlantic Veterinary College (AVC).....	Page 20
Appendix C – Ancillary Enterprises.....	Page 21
Appendix D – Operating Expenditures by Unit.....	Page 22

Introduction from the President and Vice-Chancellor Alaa S. Abd-El-Aziz

On behalf of the University of Prince Edward Island, I am pleased to share the annual operating budget for the 2018–19 fiscal year. This key document outlines how we will fund the operating expenditures of the University while identifying opportunities to invest in new strategic initiatives that expand our community impact and global reach.

Budget planning at UPEI is a transparent process that begins with broad consultation with the Vice-Presidents, Deans, and Directors. We gather data from across campus to inform our discussions and deliberations, with our goal being to make the best decisions possible to ensure the University is in a healthy financial position and that we minimize the burden of tuition costs on our students.

UPEI is a public institution, so its largest investor is the Prince Edward Island taxpayer. The University works very closely with the Government of Prince Edward Island on shared priorities—including the attraction and retention of students from the Island, across Canada, and around the world—in order to develop a sustainable and balanced budget for UPEI. This support reflects the importance of postsecondary education to the future wellbeing of our province.

The economic and cultural impacts of our students go well beyond the grounds of our University to communities across the Island. In addition, UPEI makes an important contribution to the economies of PEI and Canada through our research agenda and expertise, and we look forward to continue working with both of our provincial and federal counterparts on innovation opportunities.

The Government of Prince Edward Island recently announced a two per cent increase to UPEI's core operating grant. This is great news for our University and we are incredibly grateful for the Government's investment that will provide much needed support. To see that our collaborative efforts have also resulted in a multi-year funding agreement, that will allow the University to better plan for the future, is especially rewarding.

Core revenue in UPEI's operating budget is allocated towards the cost of important University activities such as student and ancillary services, faculties and schools, academic support, administration, and property/maintenance. At the same time, the University carefully monitors the fiscal realities associated with increased labour costs, important infrastructure upgrades, increasing supply costs, and inflationary pressures.

We continue to work diligently to grow revenues to help offset these costs and pressures. We do this by expanding our unique offerings and delivering them in innovative ways. Examples of new programming include the Applied Communication, Leadership, and Culture program; the new School of Climate Change and Adaptation; and a new doctorate of psychology program, which will support educating and retaining psychologists in the province. Our recruitment success has led to increased enrolments, also allowing us to hire more faculty and staff to support these new developments.

In this fiscal year, we will see the important infrastructure upgrades to Dalton Hall completed. The *Student Experience Hub* will be an important and key component in serving prospective and current students, and in their successful completion of the enrolment process.

Along with members of the UPEI Strategic Planning Committee, I am energized as we engage with members of our University community during our strategic plan renewal process. We have embarked on an exciting journey that has enabled us to re-imagine the many possibilities of what it means to study, explore, create, discover, work, and belong at UPEI.

We have ambitious goals and we are managing during challenging times; however, we are working together as we look ahead and think about what we can do to provide outstanding education, conduct research, and contribute to our community and beyond in new and transformative ways.

I am excited about the many amazing things happening at UPEI! I extend my sincere thanks to all of our faculty and staff for their dedication and hard work supporting our University, and thank you to our students for choosing UPEI.

Sincerely yours,

A handwritten signature in black ink, consisting of a series of fluid, connected strokes that form a stylized representation of the name.

Dr. Alaa S. Abd-El-Aziz
President and Vice-Chancellor
University of Prince Edward Island

Budget Highlights

The University of Prince Edward Island is an institution founded on the tradition of liberal education. Its mission is to encourage and assist people to acquire the skills, knowledge and understanding necessary for critical and creative thinking, thus to prepare them to contribute to their own betterment and that of society through the development of their full potential. To accomplish this goal, the University invests in a community of scholars whose primary tasks are to teach and to learn, to engage in scholarship and research and to offer service for the benefit of our Island and beyond. The 2018-19 Operating Budget has been developed to accomplish this mission while maintaining a sustainable fiscal environment while investing in the success of our students, University, and community.

Operating Context

The University of Prince Edward Island remains competitive in attracting a wide variety of outstanding students. This growth has assisted in supporting the University's budget as tuition continues to be the second largest source of operating revenue. The University continues to rely on the provincial government for its largest source of revenue in the form of provincial government grants.

In 2014, the four Atlantic provinces committed to a ten-year funding agreement for the Atlantic Veterinary College. Starting in 2018-19, the Province of PEI has now committed to a multi-year funding agreement for the remainder of the University. The base provincial operating grant will increase by 2% for the next three fiscal years until 2020-21. The commitment to multi-year funding creates better financial planning opportunities for the University.

The 2018-19 Operating Budget, as presented, is a balanced budget of revenues and expenditures.

This operating budget is founded upon the following assumptions:

1. The Government of PEI will increase its unrestricted operating grant to the University (excluding the Atlantic Veterinary College (AVC)) by 2% (\$666,000). The Government of PEI will also convert the Master of Nursing grant (\$121,000) from a time limited restricted grant to a core operating grant.
2. The four Atlantic Provinces will increase the unrestricted operating grant to the AVC by 1% (\$202,000).
3. Other restricted and targeted grants will be adjusted as per individual agreements with the funders. Details are provided in Chart 3B.
4. Undergraduate tuition, international fees, DVM tuition, graduate program tuition and other fees will increase as recommended in this budget (Appendix A). An increase has been budgeted for undergraduate enrolment revenues to reflect the growth in enrolments in 2017-18, specifically relating to the international markets. Post-graduate tuition budgets have been adjusted on a program by program basis reflecting several new programs.
5. Salary and benefits budgets are based upon current salary costs, step increments and benefit costs.

The University of Prince Edward Island Operating Budget has been reviewed through all regular University governance channels. The Budget Committee and the Board of Governors' Finance and Audit Committee recommend that this operating budget be approved by the UPEI Board of Governors at its regular May meeting.

Operating Budget Development

The Operating Budget is the University's primary financial management tool. During development of the budget, long-term sustainability is a key area of focus.

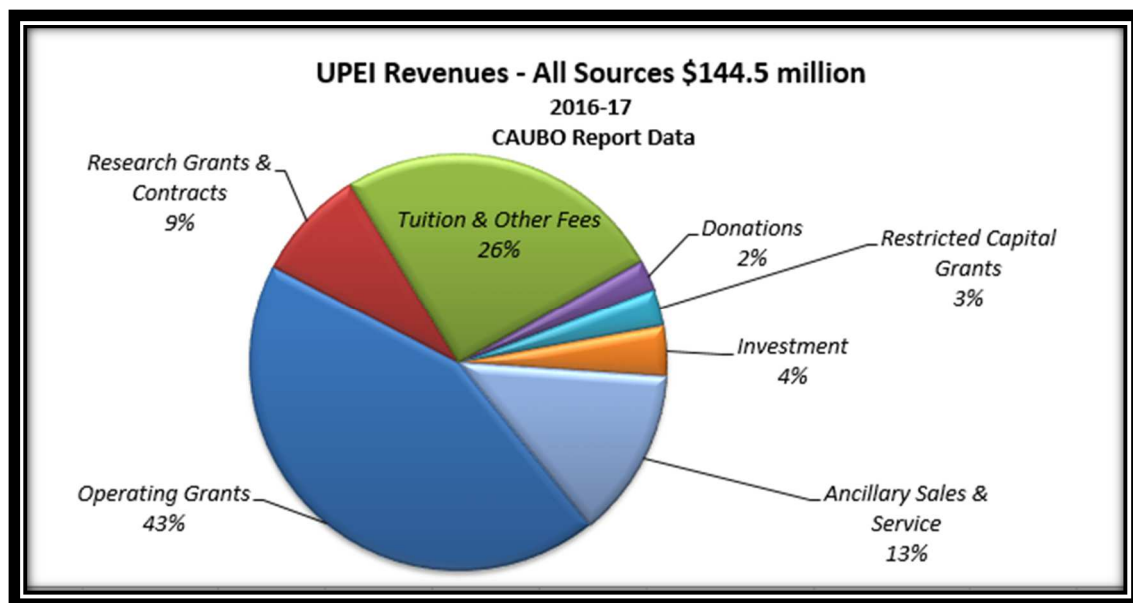
Each year, the University begins its budget development process in the early fall. At that time, a review of anticipated cost drivers, enrolments, and other key revenue factors are reviewed. This analysis gives the Budget Committee a picture of possibilities to consider for the upcoming budget year.

The 2018-19 Budget Committee included the President (Chair), two Vice-Presidents, the Chief Information Officer, and the Comptroller. The Deans and Directors worked together with their Vice-Presidents and presented their budget plans to this committee.

The Atlantic Veterinary College (AVC) operates with a separate operating budget (Appendix B). The AVC is now operating in its fourth year of a 10-year funding agreement with the four Atlantic Provinces. This agreement guarantees a 1% funding increase per annum in the general operating grant, plus allows for additional funding if certain Key Performance Indicators (KPIs) are met.

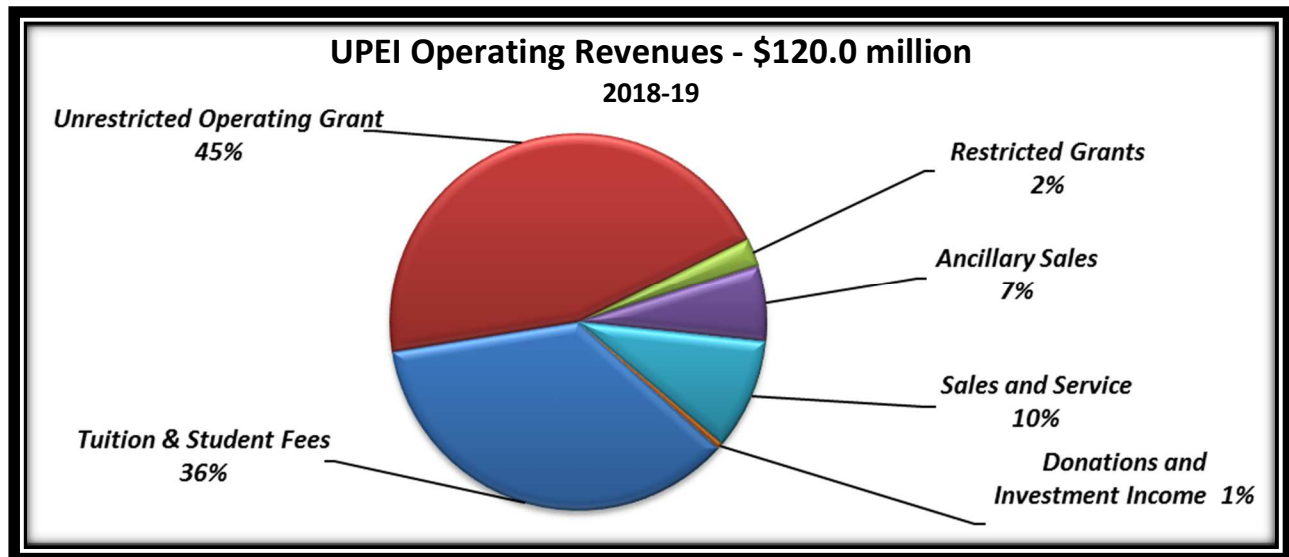
While the document represents the Operating Budget of the University, it is focused on the resources that support the operations. Other funds which are separately budgeted for include sponsored research, fund-raising for the endowment, scholarship and capital purposes, and capital construction projects. UPEI received \$144.5 million in revenues from all sources during the 2016-17 fiscal year. **(Chart 1A)**

Chart 1A – Actual Revenues from All Sources 2016-17



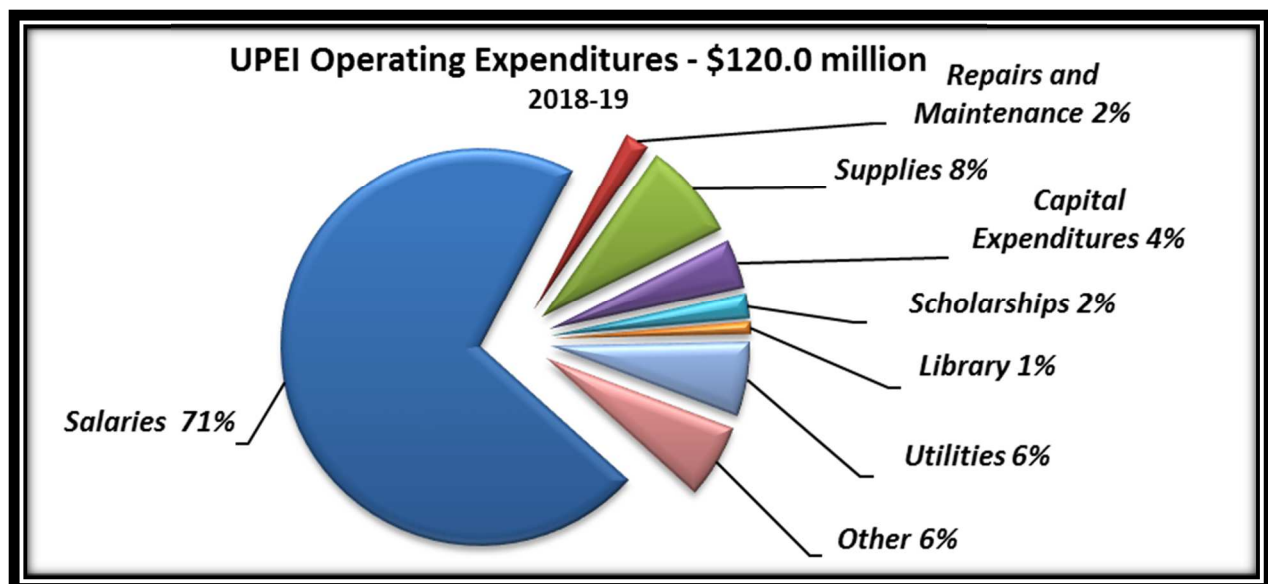
As seen in Chart 1B below, operating grants and tuition revenues represent the largest portion of the Operating Budget.

Chart 1B – UPEI Revenue Budget 2018-19



The core resource for any university is its workforce. UPEI is home to over 950 talented faculty and staff. As seen in **Chart 2**, over 70% of the UPEI Operating Budget is allocated to salaries and benefits. Other major expenditure categories include utilities, departmental supplies, scholarships, equipment, and library materials.

Chart 2 – UPEI Expenditure Budget 2018-19



**University of Prince Edward Island
2018-2019 Operating Budget**

		2017-18 Budget Estimate	2018-19 Budget Estimate	Increase/ (Decrease) Over Budget
Gross Operating Revenues:				
Tuition & Student Fees	Schedule 1	37,713,654	42,934,099	5,220,445
Unrestricted Operating Grant	Chart 3A	53,414,611	54,403,891	989,280
Restricted Operating Grants	Chart 3B	2,859,512	2,869,012	9,500
Ancillary Sales	Schedule 2	8,028,722	7,825,016	(203,706)
Sales and Service	Schedule 3	11,318,392	11,382,274	63,882
Donations and Investment Income		575,517	630,517	55,000
Total Operating Revenues		\$113,910,408	\$120,044,809	\$6,134,401
Expenditures:				
Salaries and Benefits	Schedule 4	80,470,736	85,735,320	5,264,584
Supplies		9,336,095	9,488,652	152,557
Capital Expenditures	Schedule 5	4,280,852	4,312,461	31,609
Library Books and Periodicals		1,403,565	1,439,359	35,794
Externally Contracted Services and Memberships		2,241,055	2,646,139	405,084
Professional Development and Training		665,250	765,713	100,463
Research Support		575,613	603,676	28,063
Repairs and Maintenance		2,895,844	2,986,633	90,789
Scholarships		1,790,771	1,887,871	97,100
Travel		1,238,386	1,253,072	14,686
Utilities		6,806,858	6,624,894	(181,964)
Other	Schedule 6	2,205,383	2,301,019	95,636
Total Expenditures		\$113,910,408	\$120,044,809	\$6,134,401
Net Operating Balance		\$0	\$0	\$0

Note: Certain budget lines in the 2017-18 budget have been reclassified to reflect new reporting groupings as a result of a new financial reporting model.

**University of Prince Edward Island
2018-2019 Operating Budget**

Schedule #1

	2017-18 Budget Estimate	2018-19 Budget Estimate	Increase/ (Decrease) Over Budget
Tuition & Student Fees			
Undergraduate Programs	21,865,839	23,445,440	1,579,601
Post-graduate Programs	1,962,360	2,892,239	929,879
International Fee	9,736,000	11,352,348	1,616,348
Non-credit Programs	1,183,000	1,879,047	696,047
Other Tuition & Fees	2,966,455	3,365,025	398,570
Total Tuition & Student Fees	\$37,713,654	\$42,934,099	\$5,220,445

Schedule #2

	2017-18 Budget Estimate	2018-19 Budget Estimate	Increase/ (Decrease) Over Budget
Ancillary Sales			
Residences and Conference Services	5,547,572	5,473,966	(73,606)
Bookstore	2,067,800	1,937,700	(130,100)
Parking	413,350	413,350	0
Total Ancillary Sales	\$8,028,722	\$7,825,016	(\$203,706)

Schedule #3

	2017-18 Budget Estimate	2018-19 Budget Estimate	Increase/ (Decrease) Over Budget
Sales & Service			
Veterinary Teaching Hospital	5,298,324	5,320,042	21,718
Diagnostic Services	2,626,495	2,668,624	42,129
Athletics and Recreation	648,300	\$648,300	0
Other Sales & Services and Recoveries	2,745,273	\$2,745,308	35
Total Sales & Service	\$11,318,392	\$11,382,274	\$63,882

**University of Prince Edward Island
2018-2019 Operating Budget**

Schedule #4

	2017-18 Budget Estimate	2018-19 Budget Estimate	Increase/ (Decrease) Over Budget
Salaries and Benefits			
Full-time and Part-time Teaching	34,355,396	36,063,719	1,708,323
Staff	29,748,551	32,717,919	2,969,368
Students	1,842,300	1,861,753	19,453
Benefits	14,524,489	15,091,929	567,440
Total Salaries and Benefits	\$80,470,736	\$85,735,320	\$5,264,584

Schedule #5

	2017-18 Budget Estimate	2018-19 Budget Estimate	Increase/ (Decrease) Over Budget
Capital Expenditures			
Equipment & Equipment Financing	2,556,074	2,620,750	64,676
Debt Servicing	1,724,778	1,691,711	(33,067)
Total Capital Expenditures	\$4,280,852	\$4,312,461	\$31,609

Schedule #6

	2017-18 Budget Estimate	2018-19 Budget Estimate	Increase/ (Decrease) Over Budget
Other Expenditures			
Advertising	231,110	245,773	14,663
Bad Debts and Banking Fees	303,455	323,455	20,000
Equipment and Facility Rental	331,406	346,756	15,350
Insurance and Property Tax	303,025	307,025	4,000
Hospitality	190,133	198,027	7,894
Software and Licenses	846,254	879,983	33,729
Total Other Expenditures	\$2,205,383	\$2,301,019	\$95,636

Operating Revenues

Provincial Operating Grants

The Province of PEI provides general operating grants and restricted operating grants for specific programs. The Provinces of Nova Scotia, New Brunswick and Newfoundland provide grants to the Province of PEI to fund the Atlantic Veterinary College under a four-party funding agreement. This ten-year agreement covers the period of 2014–2024 and provides the Atlantic Veterinary College guaranteed operating grants with annual increases in funding plus additional increases if certain Key Performance Indicators (KPIs) are met. Several of the KPIs are calculated using a three-year rolling average. Therefore, while the annual numbers improved for 2016-17, only the base increase of 1% was achieved.

Chart 3A – UPEI Unrestricted Operating Grant

Unrestricted Annual Operating Grants			
Rounded (000's)			
Fiscal Year	Unrestricted Operating Grant	Veterinary Medicine Grant	Total Unrestricted Operating Grants
2015-16	\$31,567,000	\$19,771,000	\$51,338,000
2016-17	\$32,881,000	\$20,018,000	\$52,899,000
2017-18	\$33,197,000	\$20,218,000	\$53,415,000
2018-19	\$33,984,000	\$20,420,000	\$54,404,000

The University receives restricted grants for equipment and renovations that are part of its regular operations. UPEI also receives targeted multi-year funding from both the Federal and Provincial governments. The current operating funding commitment for the School of Sustainable Design Engineering has ended in 2017-18. The Province of PEI will also convert the Master of Nursing term restricted grant to the general unrestricted operating grant as of 2018-19. **(Chart 3B)**

Chart 3B – UPEI Restricted Operating Grant

Restricted Operating Grants	2017-18	2018-19
Rounded (000's)		
Alterations, Renovations, and Equipment support	\$ 1,265,000	\$ 1,265,000
Graduate Program – AVC	\$ 815,000	\$ 815,000
Master of Nursing	\$ 121,000	\$ 0
School of Sustainable Design Engineering	\$ 270,000	\$ 0
B.Ed. – français langue seconde	\$ 389,000	\$ 389,000
Mental Health support	\$ 0	\$ 400,000
Total Restricted Operating Grants	\$ 2,860,000	\$ 2,869,000

The University receives annual capital grants from the Province of PEI to fund debt retirement for infrastructure loans. Only the restricted alterations and renovations and equipment grants are included in the annual operating budget. Capital maintenance and infrastructure grants support capital debt servicing and are not part of the operating budget.

Chart 3C – UPEI Restricted Capital Grants

Restricted Capital Grants				
Rounded (000's)				
Fiscal Year	Restricted A&R/Equipment Grant	Capital Maintenance	Infrastructure Loan Support Grants	Total
2016-17	\$1,265,000	\$377,000	\$3,091,000	\$4,733,000
2017-18	\$1,265,000	\$377,000	\$4,405,000	\$6,047,000
2018-19	\$1,265,000	\$377,000	\$4,327,000	\$5,969,000

Enrolment

In the fall of 2017, UPEI continued to outperform the enrolment trend in Atlantic Canada, with an overall increase of 2.6% in student population. Full-time undergraduate students attending UPEI increased by 4.5% year-over-year, and full-time international students by 12.8%. Across the Atlantic region, full-time and part-time undergraduate and graduate student enrolment declined by 0.3% year-over-year. In 2018-19, UPEI will introduce several new graduate programs that are expected to continue the growth in graduate tuition revenues at UPEI.

Chart 4 – Enrolment History 2014-2017 (October 1st count date)

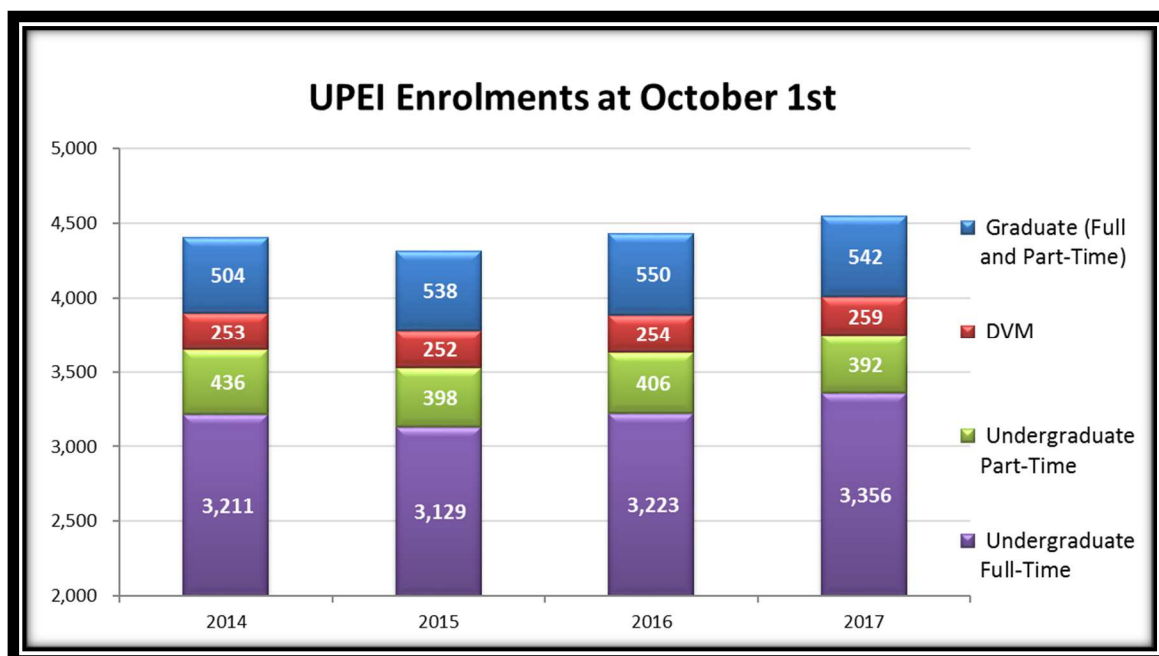
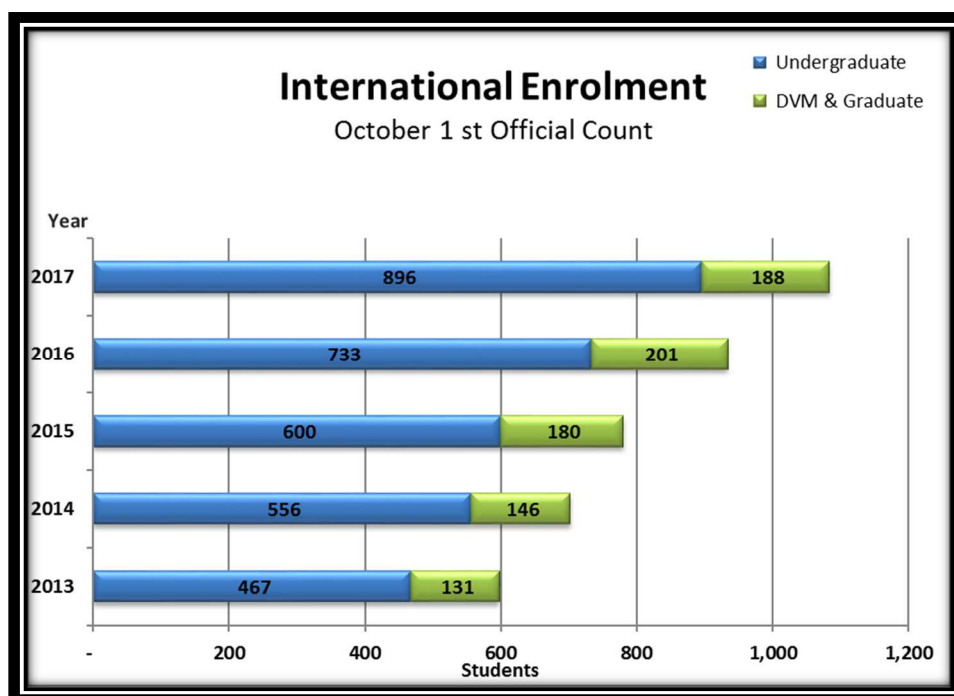


Chart 5 – International Enrolment



UPEI continues to attract international students to Prince Edward Island. The international student population has grown to more than 24% of the student base during the 2017-18 academic year.

Tuition and Fees

Tuition and fee revenues are an important part of UPEI's plan to balance the operating budget. They represent approximately one third (1/3) of the operating revenues each year. When increasing tuition rates, consideration is given to both the need for additional revenues along with the need to provide affordable tuition for students. UPEI continues to meet this need with moderate increases in most programs, while still being able to provide one of the lowest undergraduate tuition rates in the Maritime Provinces.

Chart 6 – Domestic Tuition Rates

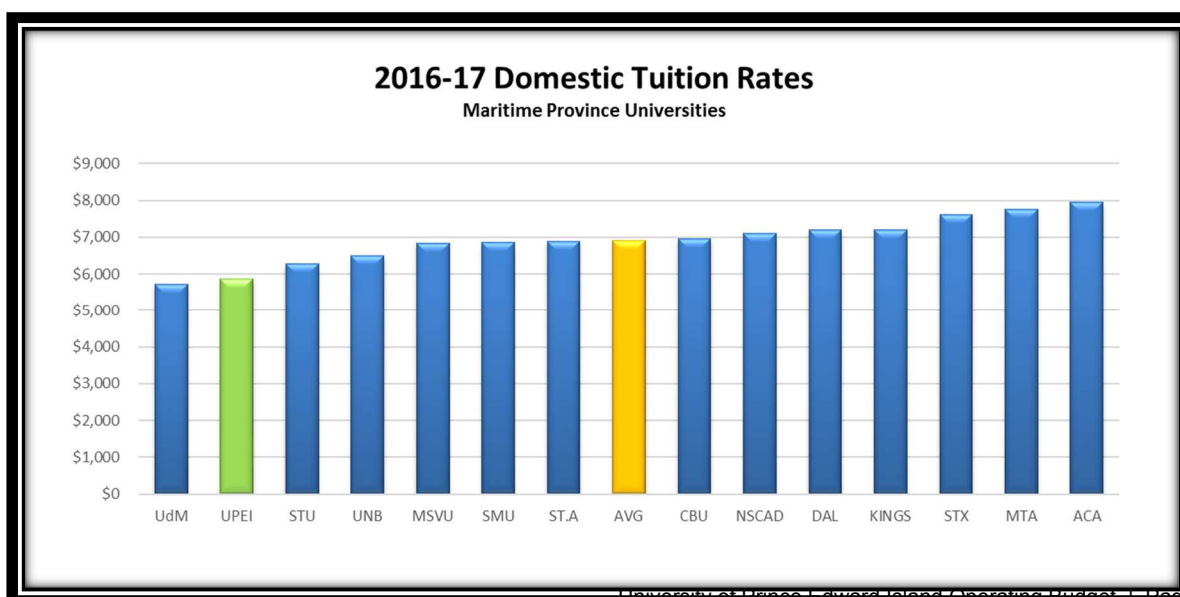
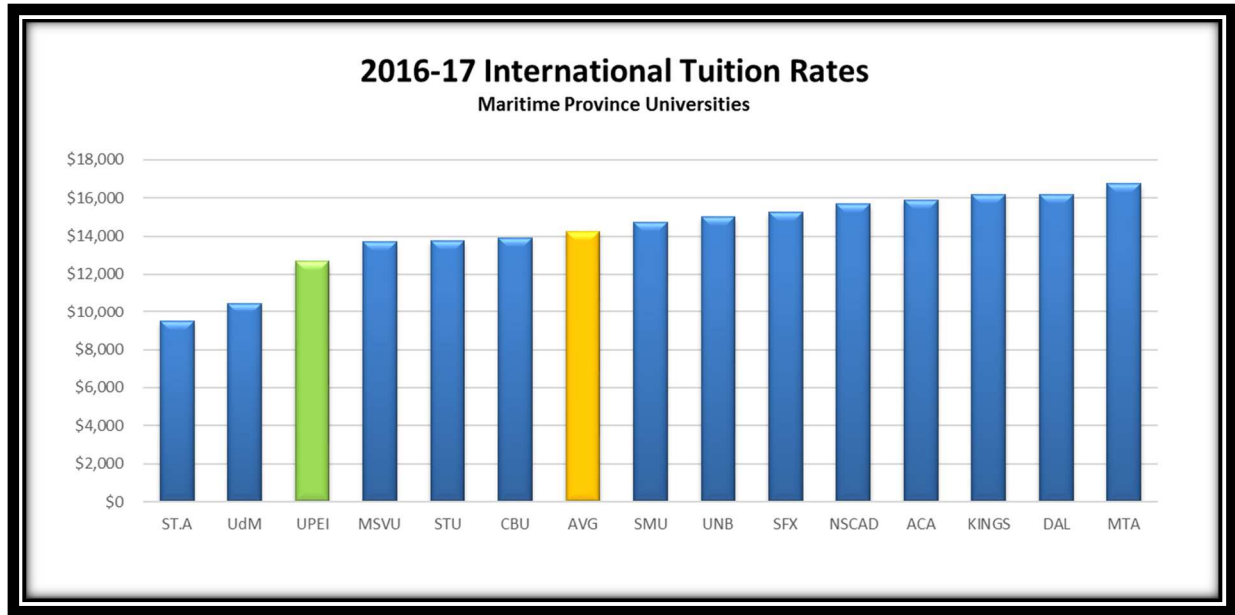


Chart 7 – International Tuition Rates



This budget includes the following increases:

- Undergraduate tuition increase: 2% or \$12 per course
- International fee increase: 2% or \$15 per course
- Graduate tuition increase: 2% per program, amounts vary

The Faculty of Veterinary Medicine tuition will also increase by 2% with the exception of a special request that was made to increase the international tuition, beginning with the incoming class in September 2016. Based on an evaluation of comparative support from regional sources and competitive market place analysis, a plan was put in place to increase tuition for the incoming international students for fall 2016, 2017 and 2018 to \$66,500 per annum.

Other Revenues

Ancillary Enterprises

Ancillary enterprises continue to add value to the University by way of providing needed services as well as continuing to add resources to the central operations of the University. Ancillary revenues are generated by the UPEI Bookstore, residences, food and conference services, vending, and parking. These activities generate approximately 8 million dollars in sales per year.

Sales and Services

The University generates sales revenues as an integral part of its operations. Significant sources of sales revenue are generated by the Veterinary Hospital, Diagnostics Services, and Animal Resources located at the Atlantic Veterinary College. These revenues are used to help support the teaching mission of this faculty.

Other Revenues

Other revenues are generated from overhead recoveries, fitness memberships, athletic camps, non-provincial restricted grants and investment income.

Operating Expenditures

The University operating expenditures capture the costs relating to all faculties and service units within the University.

Salaries and Benefits

Salaries and benefits are the largest component of the UPEI expenditure budget. In balancing the budget each year, the upward cost pressure of career progression increments, cost of living allowances, and increasing benefit costs must be managed. Because salaries and benefits are 71% of all operating expenditures, this is an important issue for the University Budget Committee.

The University and the Unions currently have labour agreements in place until 2020 for most unions. These multi-year agreements allow for more predictability in the growth of labour costs over the next two budget years.

Supplies and Other Expenditures

The University uses supplies in many areas of the operations. The most significant areas of expenditure are in support of the revenue generating units such the Ancillary Service operations and the Veterinary Teaching Hospital. Supplies are also used to support the academic and administrative units of the University. Other expenditures include but are not limited to scholarships, travel for recruitment and other purposes, and research support. These expenditures are all in support of the academic mission of the University.

Capital Expenditures, Debt Servicing, and Internal Financing

The majority of the University's external debt is funded by separate capital grants from the Province of PEI. Exceptions to this include the residence construction and renovation debt, which is funded by residence operating revenues, and some debt related to the AVC expansion.

In addition to residence and AVC long-term debt, the operating budget includes capital expenditures for equipment and equipment financing.

Utilities

The utilities budget for the University is a significant fixed expenditure to plan for each year, as it represents approximately 5% of the University budget. The University's Facilities Management division continues to look for energy efficiencies by updating older equipment and lighting with new technologies.

Appendix A

2018-19 Tuition Rates (Increases Effective Fall Semester)

Undergraduate Tuition and Fees

2017-18 2018-19 Change

Credit Tuition	3 Semester Hours	\$603	\$615	\$12
	6 Semester Hours	\$1,206	\$1,230	\$24
Non - Credit (Audit)	3 Semester Hours	\$384	\$390	\$6
	6 Semester Hours	\$768	\$780	\$12
Other Tuition	Student Success Fee	\$488	\$498	\$10
	Options Program	\$488	\$498	\$10
	Dietetic Internship	\$1,882	\$1,920	\$38
	Course Based PLAR	\$302	\$308	\$6
	Program Based PLAR	\$604	\$616	\$12
Other Fees	Undergraduate International Fee Full-time Student (academic year) excluding DVM	\$7,032	\$7,176	\$144
	Undergraduate International Fee Part-time Student (per course)	\$703	\$718	\$15
	Laboratory Fee (per course)	\$50	\$75	\$25
	Music Instruction Fee (per course)	\$500	\$500	\$0
	E-Learning Fee (web-based per course)	\$75	\$75	\$0
	Professional Fee - Education	\$750	\$750	\$0
	Professional Fee - Engineering	\$1,000	\$1,000	\$0
	Professional Fee – Nursing – 4-year program	\$500	\$500	\$0
	Professional Fee – Nursing – Accelerated Program	\$1,000	\$1,000	\$0
	Co-op Program Acceptance Fee (Business, Computer Science, Physics)	\$762	\$778	\$16
	Computer Science – Post-Baccalaureate Program Fee	\$2,500	\$2,500	\$0
	Canadian Nursing Student Association Fee	\$10	\$10	\$0
	UPEI Nursing Student Association Fee	\$10	\$0	(\$10)
	Salamanca Program Fee	\$100	\$100	\$0

<i>Doctor of Veterinary Medicine</i>				
Credit Tuition	Canadian	\$12,746	\$13,000	\$254
	International – Class of 2022	N/A	\$66,500	N/A
	International – Class of 2021	\$66,500	\$66,500	\$0
	International – Class of 2020	\$66,500	\$66,500	\$0
	International – Class of 2019	\$59,806	\$61,002	\$1,196
	DVM 4th Year Rotations - International	\$59,806	\$61,002	\$1,196
Other Fees	DVM Professional Fee	\$300	\$300	\$0
	SCVMA Fee	\$5	\$5	\$0
	SAVMA Fee	\$17	\$17	\$0

2018-19 Tuition Rates

Masters & PhD Tuition

2017-18 2018-19 Change

Masters Programs	Master of Arts, Engineering, Nursing, Science, (MSc, MVSc) – Program fee (6 installments)	\$8,106	\$8,268	\$162
	Master of Arts, Engineering, Nursing & Science - Per course	\$811	\$827	\$16
	Master of Arts, Engineering, Nursing & Science - Per course – Audit	\$548	\$559	\$11
	Master of Arts in Island Studies – Tourism (6 installments)	New	\$15,000	New
	Master of Actuarial Sciences – Program fee (6 installments)	New	\$30,000	New
	Master of Actuarial Sciences – Per course	New	\$1,500	New
	Master of Global Affairs – Program Fee (1 installment)	New	\$6,500	New
	Master of Applied Health Research – Program Fee (6 installments)	\$12,612	\$12,864	\$252
	Master of Education:			
	21 st Century - Program fee (8 installments)	\$9,198	\$9,384	\$186
	Inclusive Education - Program fee (6 installments)	\$9,198	\$9,384	\$186
	Global Perspectives – Program fee (4 installments)	\$9,864	\$9,384	(\$480)
	Community Colleges – Program fee (6 installments)	\$15,006	\$9,384	(\$5,622)
	Master of Business:			
	Master of Business – Program fee (3 installments)	New	\$20,000	New
	Executive Master of Business – Program fee (5 installments)	\$33,990	\$34,670	\$680
	Executive Master of Business – Per course	\$3,399	\$3,467	\$68
PhD Program	PhD Science, Engineering & Education – Program Fee (9 installments)	\$12,159	\$12,402	\$243
Doctoral Program	Doctoral Clinical Psychology - Program Fee (12 installments)	New	\$32,800	New
Other Fees	Maintenance of Status Fee – All Masters & PhD programs	\$501	\$501	\$0
	Course Materials Fee – Master of Business (per course)	\$150	\$150	\$0
	Course Retake Fee – First Retake - Master of Business	\$1,000	\$1,000	\$0
	Course Retake Fee – Second Retake - Master of Business	\$2,000	\$2,000	\$0
	Professional Fee - Education	\$750	\$750	\$0
	International Fee - Master of Business Program	New	\$10,000	New
	International Fee Full-time Student - All other graduate programs	\$7,032	\$7,176	\$144
	International Fee Part-time Student (per course)	\$703	\$718	\$15

2018-19 Tuition Rates

Other Program and Course Fees

2017-18 2018-19 Change

	Fitness and Admin Fee - Full Time*	NA	\$266	\$0*
	Athletic & Admin Fee - Full-Time *	\$194	NA	
	Fitness Centre Fee - Full-Time (per semester) *	\$36	NA	
	* Fees consolidated in 2018-19			
	Admin Fee - Part-Time (per course)	\$10	\$10	\$0
	Technology Fee - Full-Time	\$50	\$50	\$0
	Technology Fee - Part-Time (per course)	\$5	\$5	\$0
	Library Resources Fee - Full-Time	\$40	\$40	\$0
	Library Resources Fee - Part-Time (per course)	\$4	\$4	\$0
	MAPUS - Part-time (per course)	\$10	\$10	\$0
	Challenge Examination	\$302	\$308	\$6
	Evaluation of Special Credits	\$302	\$308	\$6
	Transcript:			
	Additional charge if by registered mail	\$5	\$5	\$0
	Additional charge if "rush" service required	\$10	\$10	\$0
Application Fees	Professional Programs:			
	DVM	\$75	\$75	\$0
	All other programs	\$50	\$50	\$0
Miscellaneous Fees	SAVS Laundry Fees – DVM	\$50	\$50	\$0
	Late Payment Fees (fees and balance, if applicable, not paid in full)			
	Fall & Winter Semesters			
	Full-time	\$60	\$60	\$0
	Part-time	\$30	\$30	\$0
	Summer Sessions			
	After last day for advance registration	\$25	\$25	\$0
	NSF Returned Cheque Administration Fee	\$20	\$20	\$0
	Reinstatement Fee (after cancellation of registration)			
	Full-time students	\$50	\$50	\$0
	Part-time students	\$25	\$25	\$0
Tuition Deposits – Non-refundable	All undergraduate and graduate programs (except as noted below). Effective 2018 for first year students only.	\$100	\$250	\$150
	First year – DVM, Education, Nursing, Radiography	\$500	\$500	\$0
	Executive Master of Business	\$1,000	\$1,000	\$0
	Master of Business	New	\$3,000	New

2018-19 Tuition Rates

Residences Rates (Academic Year)

2017-18 2018-19 Change

Room	Bernardine Hall			
	Double	\$4,746	\$4,818	\$72
	Single	\$6,066	\$6,158	\$92
	Andrew Hall			
	1 Bedroom Suite	\$6,710	\$6,812	\$102
	2 or 3 Bedroom Suite	\$6,386	\$6,482	\$96
	Blanchard Hall	\$6,234	\$6,328	\$94
Meal Services	Unlimited Access Residential Plans			
	7 Day Meal Plan (includes \$100 retail cash per term)	\$4,494	\$4,620	\$126
	5 Day Meal Plan (includes \$100 retail cash per term)	\$4,324	\$4,446	\$122
Other	Security Deposit	\$300	\$300	\$0

**University of Prince Edward Island
2018-2019 Operating Budget
Atlantic Veterinary College (AVC)**

Appendix B

Gross Operating Revenues

Tuition & Student Fees	8,400,999	9,032,227	631,228
Unrestricted Operating Grant	20,218,011	20,420,191	202,180
Restricted Operating Grants	1,415,332	1,415,332	0
Sales and Service	8,888,171	8,987,918	99,747
Investment Income and Donations	165,517	165,517	0

Total Operating Revenues

\$39,088,030	\$40,021,185	\$933,155
---------------------	---------------------	------------------

Expenditures

Salaries and Benefits	22,384,832	22,835,046	450,214
Supplies	3,357,597	3,435,800	78,203
Capital Expenditures	1,737,886	1,753,729	15,843
Travel	131,795	145,395	13,600
Externally Contracted Services and Memberships	906,269	959,519	53,250
Professional Development	148,144	189,361	41,217
Research Support	180,187	108,250	(71,937)
Repairs and Maintenance	830,353	910,317	79,964
Scholarships	700	7,800	7,100
Utilities	2,707,050	2,703,050	(4,000)
Other	397,035	378,735	(18,300)

Subtotal

\$32,781,848	\$33,427,002	\$645,154
---------------------	---------------------	------------------

Central Costs Transfer

6,306,182	6,594,183	288,001
-----------	-----------	---------

Total Operating Expenditures

\$39,088,030	\$40,021,185	\$933,155
---------------------	---------------------	------------------

Net Operating Balance

\$0	\$0	\$0
------------	------------	------------

**University of Prince Edward Island
2018-2019 Operating Budget
Ancillary Enterprises**

Appendix C

Budget 2018-2019				
	Residence, Food & Conference Services	Bookstore	Parking	Total
Revenue				
Sales	5,473,966	1,937,700	413,350	7,825,016
Total Revenue	\$5,473,966	\$1,937,700	\$413,350	\$7,825,016
Expenditures				
Purchases	1,649,432	1,420,100	1,200	3,070,732
Debt Servicing	1,232,955	0	0	1,232,955
Salaries and Benefits	1,172,263	244,917	18,892	1,436,072
Utilities	517,491	35,000	0	552,491
Supplies	213,336	79,785	3,500	296,621
Equipment and Maintenance	293,084	10,850	116,335	420,269
Communications	72,475	800	0	73,275
Advertising	16,500	21,000	0	37,500
Total Expenditures	\$5,167,536	\$1,812,452	\$139,927	\$7,119,915
Total Net Contribution from Ancillary Operations	\$306,429	\$125,248	\$273,423	\$705,100

Expenditures are included in appropriate summarized categories in main document.

**University of Prince Edward Island
2018-2019 Operating Budget
Operating Budget by Unit**

Appendix D

Expenditures by Unit	2017-18	2018-19	Net
	Total	Total	Increase/ (Decrease)
VP Academic and Research (excluding Veterinary Medicine)			
---Faculty of Arts	11,293,000	12,049,000	756,000
---Faculty of Business	3,256,000	3,675,000	419,000
---Faculty of Education	2,518,000	2,706,000	188,000
---Faculty of Engineering	2,740,000	2,901,000	161,000
---Faculty of Graduate Studies	458,000	668,000	210,000
---Faculty of Nursing*	3,701,000	3,840,000	139,000
---Faculty of Science	10,284,000	10,934,000	650,000
---Office of Vice-President Academic & Research and related support units *	7,560,000	8,332,000	772,000
VP Academic and Research Total (excluding Veterinary Medicine)	41,810,000	45,105,000	3,295,000
VP Administration & Finance			
---Facilities Management, Finance & Human Resources	10,737,000	11,967,000	1,230,000
---Athletics	2,222,000	2,245,000	23,000
---IT Systems and Services	3,979,000	4,137,000	158,000
---Ancillary Services	7,324,000	7,120,000	(204,000)
VP Administration & Finance Total	24,262,000	25,469,000	1,207,000
President			
--- Board of Governors	95,000	97,000	2,000
--- Registrar, Student Experience, and International*	5,102,000	5,752,000	650,000
--- Development & Alumni Engagement , Marketing & Communications, President's Office	3,553,000	3,601,000	48,000
President Total	8,750,000	9,450,000	700,000
Faculty of Veterinary Medicine	39,088,000	40,021,000	933,000
Total	\$113,910,000	\$120,045,000	\$6,135,000

*Budget reallocations in 2017-18 for departmental reorganization regarding the International Office, Registrar's Office, and Health Centre.